

A decorative yellow grid pattern on the left side of the page, consisting of horizontal and vertical lines of varying lengths that create a textured, woven appearance.

mAntra
TÉCNICO

... siente la luz

mAntra
TÉCNICO

www.mantrailuminacion.com

EMPRESA BRAND

MANTRA es una joven empresa que comenzó su actividad en el sector de la iluminación a mediados del año 2000. Con creación y diseño propio, ha intentado aportar una “iluminación accesible, con diseño y calidad al alcance de todos”, convirtiéndose este “lema” a partir de aquel momento en nuestro objetivo a desempeñar.

En un primer momento nuestro catálogo pretendió satisfacer el mercado español y los mercados vecinos, apostando con una amplia red de representación. Hoy podemos decir que MANTRA es conocida en gran parte del mundo al comercializar sus productos en Europa, América, Oriente Medio y Sudeste Asiático.

Confiamos en el buen hacer y la profesional labor de nuestros diseñadores y en nuestro criterio a la hora de crear y seleccionar objetos de iluminación que aporten personalidad, carácter y que a su vez iluminen de forma eficaz y efectiva sus espacios de una manera especial.

MANTRA is a young company which started its activity in the lighting industry by mid-2000. With creation and design in Spain, we tried to make an “affordable lighting, with design and quality available to everyone”, becoming this “catchword” in our goal.

At the beginnig, we pretended to satisfy Spanish and neighboring markets through a wide netwrok of reps. Today we can produly state that MANTRA is known all over the world marketing their products in Europe, America, Middle East and Southeast Asia.

We trust in the professional work standards of our designers and, our criteria when creating and selecting lighting products, providing distinctive personality and character as we efficiently and effectively light up your spaces with a special style.



JOSE
I.BALLESTER



HUGO
TEJADA



SANTIAGO
SEVILLANO



LLUSCA



MANTRA
TEAM



SANTOLARIA

mAntra

DISEÑADORES DESIGNERS

Mantra colabora con un equipo de diseñadores externos muy diverso, especializados en diversas ramas dentro del mundo del diseño.

Profesionales con experiencia en el sector de la iluminación que aportan soluciones novedosas en el desarrollo de nuevos conceptos, participando en todos los procesos de desarrollo del producto, desde el boceto inicial hasta la concepción del producto final.

Esta gran variedad de estilos que nos ofrecen incide directamente en nuestro catálogo, el cual está compuesto por soluciones que se adaptan a cualquier tipo de estilo o necesidad dentro del mundo de la iluminación.

Nuestro trato con los diseñadores va más allá de un mero trato profesional, confiamos plenamente en su buen hacer y en sus métodos de trabajo que nos aporta frescura e innovación en cada una de nuestras colecciones.

Mantra collaborates with an external team of designers, specialized in diverse areas within the design world.

Professionals with experience in the lighting industry to provide innovative solutions in the development of new concepts, participating in all processes of product development, since the first sketch to the final product.

This variety of styles that we provide directly affects our catalogue, which consists of solutions to suit any style or need within the lighting world.

Our deal with designers goes beyond a mere professional treatment, we are confident of their good work and working methods that gives us freshness and innovation in our collections.

ÍNDICE INDEX



BAHIA **44**



BÁSICO COB **70**



BÁSICO GU10 **76**



BOMBILLAS **78**



BORA BORA **08**



CABRERA **74**



CIES **60**



COLUMBRETES **64**



COMFORT GU10 **72**



FORMENTERA **66**



HABANA **30**



IBIZA **50**



METACRILATO **62**



SAONA **56**



SISLEY **24**



SOL **16**



TAHITI **20**



TOJA **18**

REFERENCIAS

REFERENCES

C0001	BÁSICO GU10	77	C0192	SAONA	59	5321	HABANA	35
C0002	BÁSICO GU10	77	C0193	SAONA	59	5322	PANTALLA	43
C0003	BÁSICO GU10	77	5085	SISLEY	29	5323	PANTALLA	43
C0004	BÁSICO GU10	77	5086	SISLEY	27	5324	PANTALLA	43
C0041	CABRERA	75	5087	SISLEY	25	5325	PANTALLA	43
C0042	CABRERA	75	5088	SISLEY	27	R00140	BOMBILLA	92
C0043	CABRERA	75	5120	TOJA	19	R09110	BOMBILLA	85
C0044	CABRERA	75	5121	TOJA	19	R09111	BOMBILLA	85
C0045	BÁSICO COB	71	5122	TOJA	19	R09112	BOMBILLA	85
C0046	BÁSICO COB	71	5123	SOL	17	R09113	BOMBILLA	85
C0071	FORMENTERA	67	5124	SOL	17	R09114	BOMBILLA	87
C0072	FORMENTERA	67	5125	SOL	17	R09115	BOMBILLA	86
C0073	FORMENTERA	67	5170	KIT PLACA	49	R09116	BOMBILLA	86
C0074	FORMENTERA	67	5171	KIT PLACA	49	R09117	BOMBILLA	87
C0075	FORMENTERA	68	5230	BAHIA	45	R09118	BOMBILLA	87
C0076	FORMENTERA	68	5231	BAHIA	45	R09120	BOMBILLA	89
C0077	FORMENTERA	68	5232	BAHIA	45	R09121	BOMBILLA	89
C0078	FORMENTERA	68	5233	BAHIA	47	R09122	BOMBILLA	89
C0079	FORMENTERA	69	5234	BAHIA	47	R09123	BOMBILLA	89
C0080	FORMENTERA	69	5235	BAHIA	47	R09126	BOMBILLA	92
C0081	CIES	61	5236	BAHIA	47	R09127	BOMBILLA	93
C0082	CIES	61	5237	PANTALLA	43-49	R09128	BOMBILLA	93
C0083	METACRILATO	63	5238	PANTALLA	43-49	R09131	BOMBILLA	90
C0084	METACRILATO	63	5239	PANTALLA	43-49	R09132	BOMBILLA	90
C0085	COLUMBRETES	65	5240	PANTALLA	43-49	R09133	BOMBILLA	91
C0086	COLUMBRETES	65	5250	IBIZA	53	R09134	BOMBILLA	91
C0087	COLUMBRETES	65	5251	IBIZA	53	R09135	BOMBILLA	91
C0088	COLUMBRETES	65	5252	IBIZA	53	R09136	BOMBILLA	91
C0089	TAHITI	21	5253	IBIZA	53	R09156	BOMBILLA	82
C0101	BORA BORA	15	5254	IBIZA	51	R09157	BOMBILLA	82
C0102	BORA BORA	15	5255	IBIZA	51	R09158	BOMBILLA	83
C0103	BORA BORA	13	5256	IBIZA	51	R09159	BOMBILLA	83
C0104	BORA BORA	13	5257	IBIZA	51	R09174	BOMBILLA	88
C0105	BORA BORA	11	5300	HABANA	39	R09178	BOMBILLA	88
C0106	BORA BORA	11	5301	HABANA	39	R09180	BOMBILLA	81
C0111	BORA BORA	15	5302	PANTALLA	42	R09181	BOMBILLA	81
C0112	BORA BORA	15	5303	PANTALLA	42	R09182	BOMBILLA	80
C0113	BORA BORA	13	5304	PANTALLA	42	R09183	BOMBILLA	80
C0114	BORA BORA	13	5305	PANTALLA	42	R09184	BOMBILLA	81
C0115	BORA BORA	11	5306	HABANA	41	R09185	BOMBILLA	81
C0116	BORA BORA	11	5307	HABANA	41	R09190	BOMBILLA	82
C0141	TAHITI	23	5308	PANTALLA	43	R09191	BOMBILLA	82
C0142	TAHITI	23	5309	PANTALLA	43	R09194	BOMBILLA	84
C0143	TAHITI	23	5310	HABANA	37	R09195	BOMBILLA	84
C0160	COMFORT	73	5311	HABANA	37	R09196	BOMBILLA	83
C0161	COMFORT	73	5312	PANTALLA	42	R09197	BOMBILLA	83
C0162	COMFORT	73	5313	PANTALLA	42	R09198	BOMBILLA	84
C0163	COMFORT	73	5314	PANTALLA	42	R09200	BOMBILLA	88
C0180	SAONA	57	5315	PANTALLA	42	R09201	BOMBILLA	88
C0181	SAONA	57	5316	HABANA	33	R09202	BOMBILLA	80
C0182	SAONA	57	5317	HABANA	33	R09203	BOMBILLA	80
C0183	SAONA	57	5318	HABANA	33			
C0190	SAONA	59	5319	HABANA	33			
C0191	SAONA	59	5320	HABANA	35			

BORA BORA





Ref.C0106



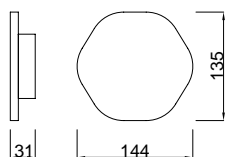
Ref.CO115

BORA BORA

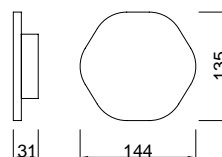
APLIQUE / WALL LAMP

Led by
EPISTAR

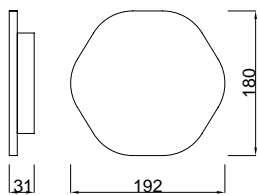
Ref.C0105



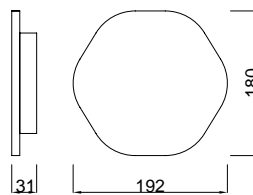
Ref.C0115



Ref.C0106



Ref.C0116



Ref.	C0105	C0106	C0115	C0116
Potencia nominal/Wattage [W]	6W	12W	6W	12W
Temperatura de color/CCT [K]	3000K	3000K	3000K	3000K
Flujo luminoso/Luminous flux [lm]	540lm	1080lm	540lm	1080lm
Tensión nominal/Voltage [V]	AC: 100-240V	AC: 100-240V	AC: 100-240V	AC: 100-240V
Regulable/Dimmable	-	-	-	-
CRI	≥80	≥80	≥80	≥80
Material	Aluminio / Aluminium	Aluminio / Aluminium	aluminio / aluminium	aluminio / aluminium
Color	Blanco mate / Matt white	Blanco mate / Matt white	Pintura plateada / Silver painting	Pintura plateada / Silver painting
Dimensiones/Dimensions [mm]	L144*H135*H31	L192*H180*H31	L144*H135*H31	L192*H180*H31
IP	IP20	IP20	IP20	IP20



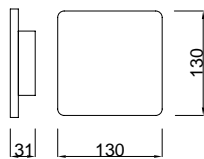
Ref.C0114

BORA BORA

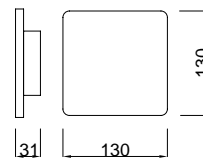
APLIQUE / WALL LAMP

Led by
EPISTAR

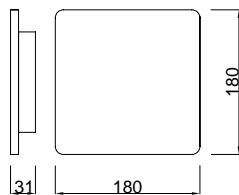
Ref.C0103



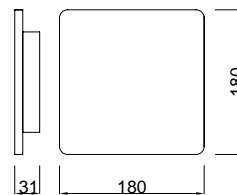
Ref.C0113



Ref.C0104



Ref.C0114



	Ref.	C0103	C0104	C0113	C0114
	Potencia nominal/Wattage [W]	6W	12W	6W	12W
	Temperatura de color/CCT [K]	3000K	3000K	3000K	3000K
	Flujo luminoso/Luminous flux [lm]	540lm	1080lm	540lm	1080lm
	Tensión nominal/Voltage [V]	AC: 100-240V	AC: 100-240V	AC: 100-240V	AC: 100-240V
	Regulable/Dimmable	-	-	-	-
	CRI	≥80	≥80	≥80	≥80
	Material	Aluminio / Aluminium	Aluminio / Aluminium	aluminio / aluminium	aluminio / aluminium
	Color	Blanco mate / Matt white	Blanco mate / Matt white	Pintura plateada / Silver painting	Pintura plateada / Silver painting
	Dimensiones/Dimensions [mm]	L130*W130*H31	L180*W180*H31	L130*W130*H31	L180*W180*H31
	IP	IP20	IP20	IP20	IP20



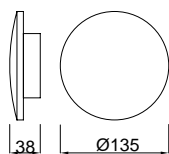
Ref.C0112-C0111

BORA BORA

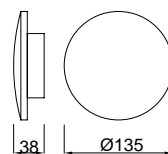
APLIQUE / WALL LAMP

Led by
EPISTAR

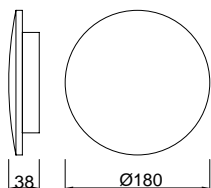
Ref.C0101



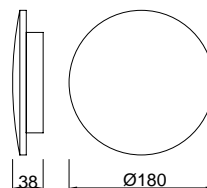
Ref.C0111



Ref.C0102



Ref.C0112



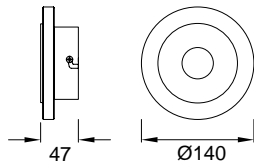
Ref.	C0101	C0102	C0111	C0112
Potencia nominal/Wattage [W]	6W	12W	6W	12W
Temperatura de color/CCT [K]	3000K	3000K	3000K	3000K
Flujo luminoso/Luminous flux [lm]	540lm	1080lm	540lm	1080lm
Tensión nominal/Voltage [V]	AC: 100-240V	AC: 100-240V	AC: 100-240V	AC: 100-240V
Regulable/Dimmable	-	-	-	-
CRI	≥80	≥80	≥80	≥80
Material	Aluminio / Aluminium	Aluminio / Aluminium	aluminio / aluminium	aluminio / aluminium
Color	Blanco mate / Matt white	Blanco mate / Matt white	Pintura plateada / Silver painting	Pintura plateada / Silver painting
Dimensiones/Dimensions [mm]	Ø135*H38	Ø180*H38	Ø135*H38	Ø180*H38
IP	IP20	IP20	IP20	IP20

DATOS TÉCNICOS / TECHNICAL DATA

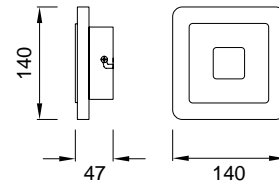


Ref.5125

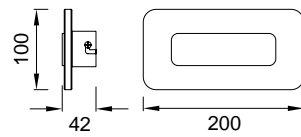
Ref.5123



Ref.5124



Ref.5125

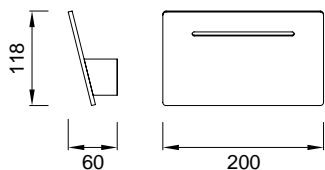


	Ref.	5123	5124	5125
	Potencia nominal/Wattage [W]	4W	4W	6W
	Temperatura de color/CCT [K]	4000K	4000K	4000K
	Flujo luminoso/Luminous flux [lm]	360lm	360lm	540lm
	Tensión nominal/Voltage [V]	AC: 100-240V	AC: 100-240V	AC: 100-240V
	Regulable/Dimmable	-	-	-
	CRI	≥80	≥80	≥80
	Material	Alumino + acrílico / Aluminium + acrylic	Alumino + acrílico / Aluminium + acrylic	Alumino + acrílico / Aluminium + acrylic
	Color	Níquel satinado / Satin nickel	Níquel satinado / Satin nickel	Níquel satinado / Satin nickel
	Dimensiones/Dimensions [mm]	Ø140*W47	L140*H140*W47	L200*H100*W42
	Angulo/Beam angle [deg]	-	-	-

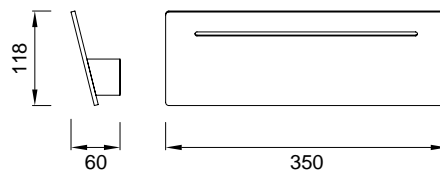


Ref.5121

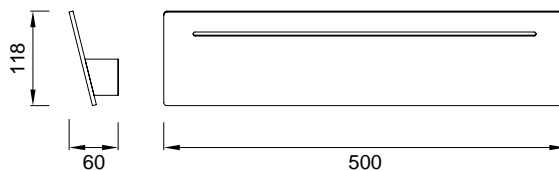
Ref.5120



Ref.5121



Ref.5122



	Ref.	5120	5121	5122
	Potencia nominal/Wattage [W]	4W	8W	12W
	Temperatura de color/CCT [K]	4000K	4000K	4000K
	Flujo luminoso/Luminous flux [lm]	360lm	720lm	1080lm
	Tensión nominal/Voltage [V]	AC: 100-240V	AC: 100-240V	AC: 100-240V
	Regulable/Dimmable	-	-	-
	CRI	≥80	≥80	≥80
	Material	Aluminio / Aluminium	Aluminio / Aluminium	Aluminio / Aluminium
	Color	Bianco mate / Matt white	Bianco mate / Matt white	Bianco mate / Matt white
	Dimensiones/Dimensions [mm]	L200*H118*W60	L350*H118*W60	L500*H118*W60
	Angulo/Beam angle [deg]	-	-	-



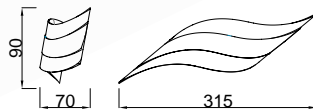

Ref.C0089

TAHITI

APLIQUE / WALL LAMP



Ref.C0089



Ref.		C0089
	Potencia nominal/Wattage (W)	6W
	Temperatura de color/CCT (K)	3000K
	Flujo luminoso/Luminous flux (lm)	540lm
	Tensión nominal/Voltage (V)	AC: 100-240V
	Regulable/Dimmable	-
	CRI	≥80
	Material	Aluminio / Aluminium
	Color	Bianco mate / Matt white
	Dimensiones/Dimensions (mm)	L315*H90*W70
	Angulo/Beam angle (deg)	-

DATOS TÉCNICOS / TECHNICAL DATA



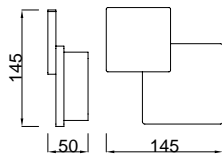
Ref.CO143

TAHITI

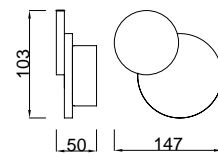
APLIQUE / WALL LAMP



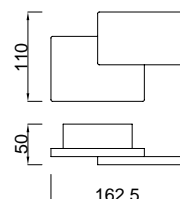
Ref.C0141



Ref.C0142



Ref.C0143



	Ref.	C0141	C0142	C0143
	Potencia nominal/Wattage [W]	5W	5W	5W
	Temperatura de color/CCT [K]	3000K	3000K	3000K
	Flujo luminoso/Luminous flux [lm]	450lm	450lm	450lm
	Tensión nominal/Voltage [V]	AC: 100-240V	AC: 100-240V	AC: 100-240V
	Regulable/Dimmable	-	-	-
	CRI	≥80	≥80	≥80
	Material	Aluminio / Aluminium	Aluminio / Aluminium	Aluminio / Aluminium
	Color	Blanco mate / Matt white	Blanco mate / Matt white	Blanco mate / Matt white
	Dimensiones/Dimensions [mm]	L145*H145*W50	L147*H103*W50	L110*H162,5*W50
	Angulo/Beam angle [deg]	-	-	-



Ref.5087

SISLEY

APLIQUE / WALL LAMP

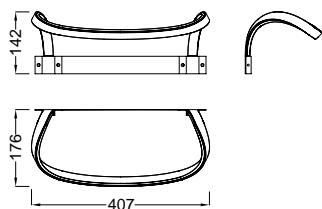
Ref.5087



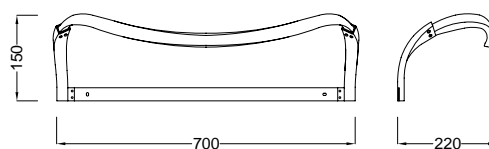
Ref.5089






Ref.5087



Ref.5089



	Ref.	5087	5089
    	Potencia nominal/Wattage (W)	12W	12W
	Temperatura de color/CCT (K)	4000K	4000K
	Flujo luminoso/Luminous flux (lm)	840lm	950lm
	Tensión nominal/Voltage (V)	AC: 100-240V	AC: 100-240V
	Regulable/Dimmable	-	-
	CRI	≥80	≥80
	Material	Aluminio / Aluminium	Aluminio / Aluminium
	Color	Cromo-Plata / Chrome-Silver	Cromo-Plata / Chrome-Silver
	Dimensiones/Dimensions (mm)	L407*H142*W176	L700*H150*W220
	IP	IP44	IP44



Ref.5086

SISLEY

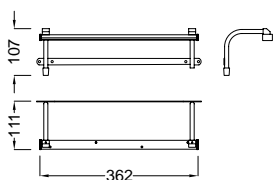
APLIQUE / WALL LAMP

Ref.5086


Ref.5088



Ref.5086



Ref.5088



	Ref.	5086	5088
	Potencia nominal/Wattage (W)	6W	10W
	Temperatura de color/CCT (K)	4000K	4000K
	Flujo luminoso/Luminous flux (lm)	420lm	850lm
	Tensión nominal/Voltage (V)	AC: 100-240V	AC: 100-240V
	Regulable/Dimmable	-	-
	CRI	≥80	≥80
	Material	Aluminio / Aluminium	Aluminio / Aluminium
	Color	Cromo-Plata / Chrome-Silver	Cromo-Plata / Chrome-Silver
	Dimensiones/Dimensions (mm)	L362*H107*W111	L620*H118*W115
	IP	IP44	IP44

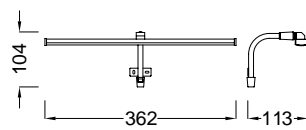







Ref.5085

SISLEY

APLIQUE / WALL LAMP

Ref.5085



	Ref.	5085
	Potencia nominal/Wattage (W)	6W
	Temperatura de color/CCT (K)	4000K
	Flujo luminoso/Luminous flux (lm)	420lm
	Tensión nominal/Voltage (V)	AC: 100-240V
	Regulable/Dimmable	-
	CRI	≥80
	Material	Aluminio / Aluminium
	Color	Cromo-Plata / Chrome-Silver
	Dimensiones/Dimensions (mm)	L362*H104*W113
	IP	IP44

DATOS TÉCNICOS / TECHNICAL DATA

HABANA



Ref.5319+5238



Ref.5319+5238



Ref.5316+5237

HABANA

COLECCIÓN / COLLECTION



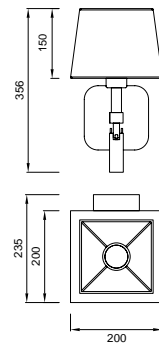
Ref.5316 + Shade.5237



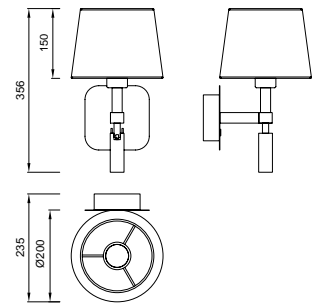
Ref.5317 + Shade.5238



Pantalla cuadrada/Square lampshade



Pantalla circular/Round lampshade



Doble interruptor/Double swither

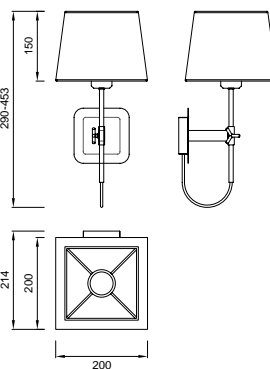
Ref.5318 + Shade.5239



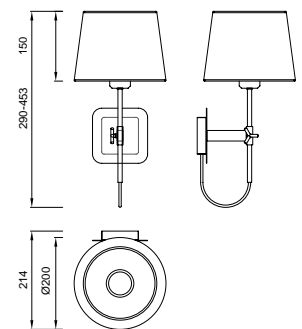
Ref.5319 + Shade.5238



Pantalla cuadrada/Square lampshade



Pantalla circular/Round lampshade



Altura regulable/Adjustable height

*Seleccionar referencia producto + referencia pantalla / Select product reference + shade reference

	Ref.	5316	5317	5318	5319
	Potencia nominal/Wattage [W]	Max 13W (no incl)	Max 13W (no incl)	Max 13W (no incl)	Max 13W (no incl)
	Portalámparas/Lampholder	E27 + 1x3W 3000k	E27 + 1x3W 3000k	E27	E27
	Flujo luminoso/Luminous flux [lm]	200lm	200lm	-	-
	Tensión nominal/Voltage [V]	AC: 230V	AC: 230V	AC: 230V	AC: 230V
	Clase/Class	I	I	II	II
	CRI	≥80	≥80	-	-
	Material	Metal / Metal	Metal / Metal	Metal / Metal	Metal / Metal
	Color	Blanco + Cromo / White + Chrome	Negro + Cromo / Black + Chrome	Blanco + Cromo / White + Chrome	Negro + Cromo / Black + Chrome
	Dimensiones/Dimensions [mm]	L200*H366*W235	L200*H366*W235	L200*H290-453*W214	L200*H290-453*W214
	Color cable/Wire color	-	-	-	-

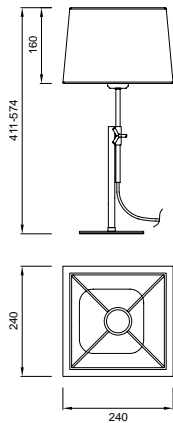


Ref.5321+5323

HABANA

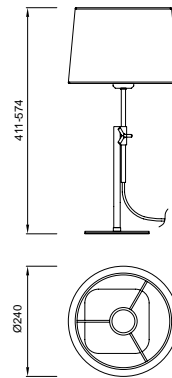
COLECCIÓN / COLLECTION

Ref.5320 + Shade.5324



Pantalla cuadrada/Square lampshade

Ref.5321 + Shade.5323



Pantalla circular/Round lampshade

*Seleccionar referencia producto + referencia pantalla / Select product reference + shade reference

	Ref.	5320	5321
A++ E	Potencia nominal/Wattage (W)	Max 13W (no incl)	Max 13W (no incl)
IP20 (L5m)	Portalámparas/Lampholder	E27	E27
	Flujo luminoso/Luminous flux (lm)	-	-
CE	Tensión nominal/Voltage (V)	AC: 230V	AC: 230V
	Regulable/Dimmable	-	-
	CRI	-	-
	Material	Metal / Metal	Metal / Metal
	Color	Blanco + Cromo / White + Chrome	Negro + Cromo / Black + Chrome
	Dimensiones/Dimensions (mm)	L240*H411-574*W240	L240*H411-574*W240
	Color cable/Wire color	-	-



Altura regulable/ Adjustable height

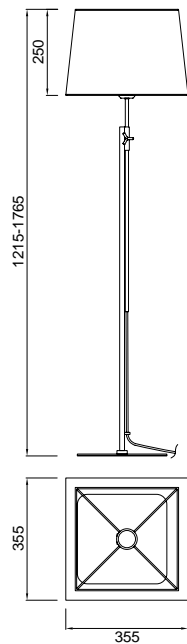


Ref.5310+5312 - 5320+5322

HABANA

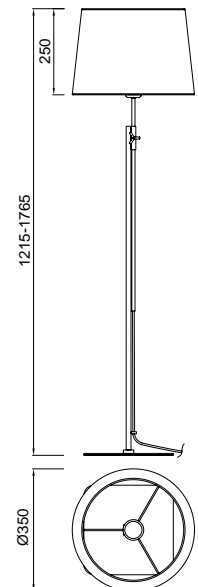
COLECCIÓN / COLLECTION

Ref.5310 + Shade.5314



Pantalla cuadrada/Square lampshade

Ref.5311 + Shade.5313



Pantalla circular/Round lampshade

*Seleccionar referencia producto + referencia pantalla / Select product reference + shade reference

	Ref.	5310	5311
	Potencia nominal/Wattage (W)	Max 23W (no incl)	Max 23W (no incl)
	Portalámparas/Lampholder	E27	E27
	Flujo luminoso/Luminous flux (lm)	-	-
	Tensión nominal/Voltage (V)	AC: 230V	AC: 230V
	Regulable/Dimmable	-	-
	CRI	-	-
	Material	Metal / Metal	Metal / Metal
	Color	Blanco + Cromo / White + Chrome	Negro + Cromo / Black + Chrome
	Dimensiones/Dimensions (mm)	L355*H1215-1765*W355	L355*H1215-1765*W355
	Color cable/Wire color	-	-



Altura regulable/ Adjustable height

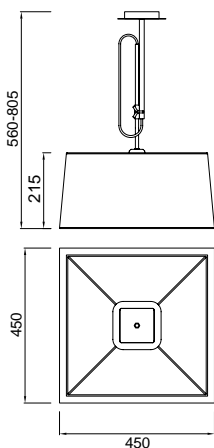


Ref.5301+5305

HABANA

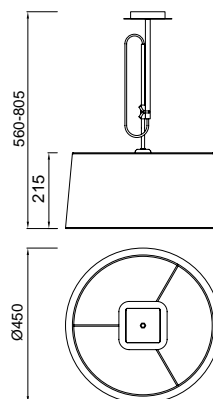
COLECCIÓN / COLLECTION

Ref.5300 + Shade.5304



Pantalla cuadrada/Square lampshade

Ref.5301 + Shade.5303



Pantalla circular/Round lampshade

*Seleccionar referencia producto + referencia pantalla / Select product reference + shade reference

	Ref.	5300	5301
Potencia nominal/Wattage (W)		Max 23W (no incl)	Max 23W (no incl)
Portalámparas/Lampholder		E27	E27
Flujo luminoso/Luminous flux (lm)		-	-
Tensión nominal/Voltage (V)		AC: 230V	AC: 230V
Regulable/Dimmable		-	-
CRI		-	-
Material		Metal / Metal	Metal / Metal
Color		Blanco + Cromo / White + Chrome	Negro + Cromo / Black + Chrome
Dimensiones/Dimensions (mm)		L450*H560-805*W450	L450*H560-805*W450
Color cable/Wire color		-	-



Altura regulable/ Adjustable height



Ref.5306+5308

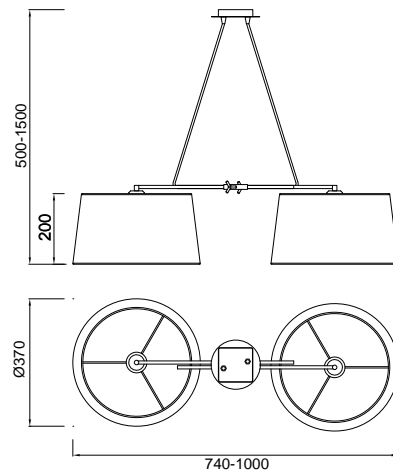
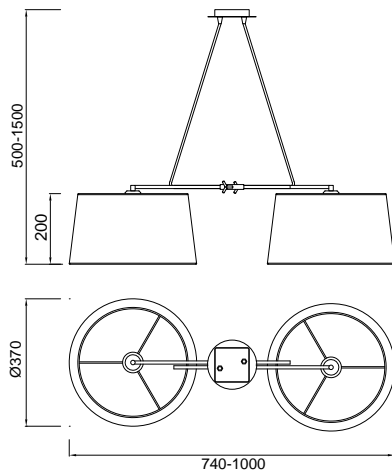
HABANA

COLECCIÓN / COLLECTION

Ref.5306 + Shade.5308



Ref.5307 + Shade.5309



*Seleccionar referencia producto + referencia pantalla / Select product reference + shade reference

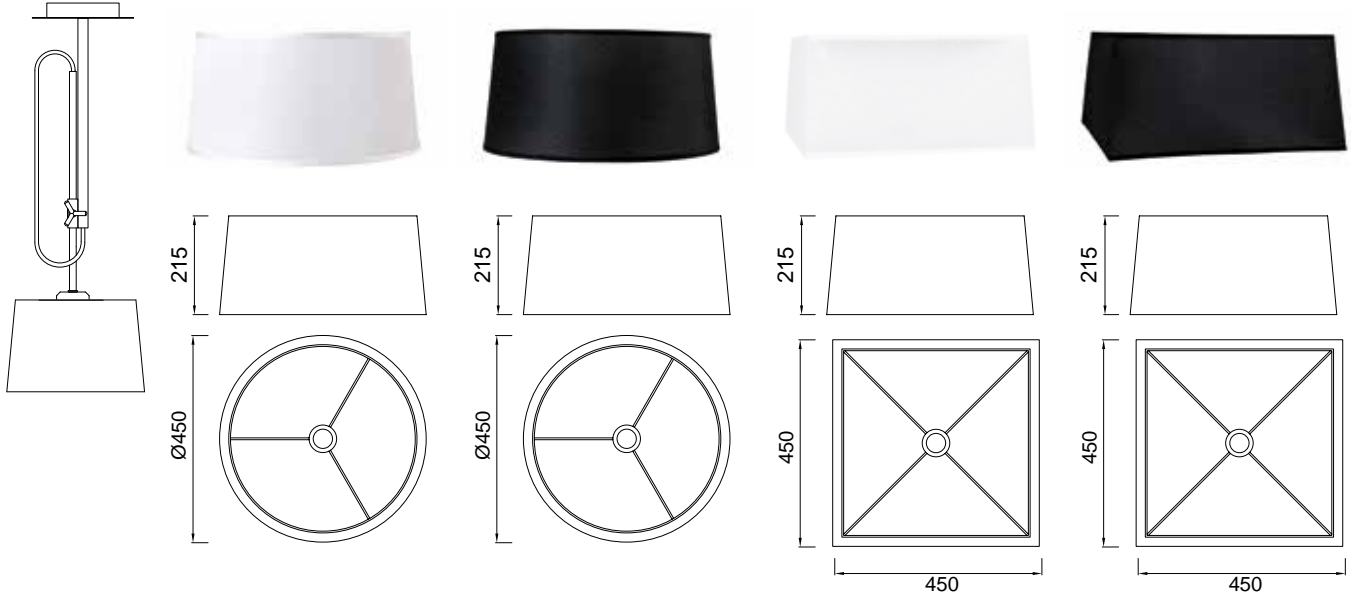
	Ref.	5306	5307
A++ E	Potencia nominal/Wattage [W]	Max 2X23W (no incl)	Max 2X23W (no incl)
IP20	Portalámparas/Lampholder	E27	E27
RoHS	Flujo luminoso/Luminous flux (lm)	-	-
CE	Tensión nominal/Voltage [V]	AC: 230V	AC: 230V
	Regulable/Dimmable	-	-
	CRI	-	-
	Material	Metal / Metal	Metal / Metal
	Color	Blanco + Cromo / White + Chrome	Negro + Cromo / Black + Chrome
	Dimensiones/Dimensions (mm)	L740-1000*H500-1500*W370	L740-1000*H500-1500*W370
	Color cable/Wire color	-	-



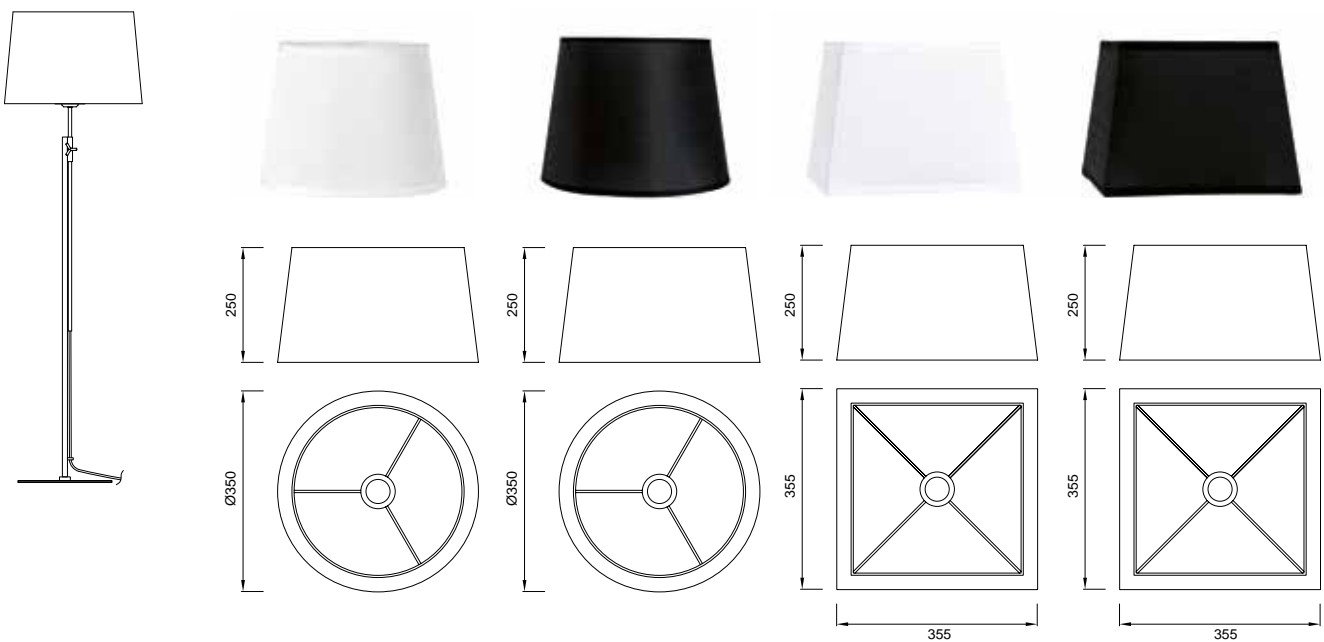
Longitud y altura regulable
Adjustable length and height

OPCIONES PANTALLAS/LAMPSHADES OPTIONS

PANTALLAS PARA LÁMPARA 1L / SHADES FOR PENDANT 1L Ref.5300-5301				
Ref. Pantallas / Ref. Shade	5302	5303	5304	5305
Aplicación/Product	Telescópica 1L/Telescopic 1L	Telescópica 1L/Telescopic 1L	Telescópica 1L/Telescopic 1L	Telescópica 1L/Telescopic 1L
Color	Blanco/White	Negro/Black	Blanco/White	Negro/Black
Material	Tela de fibra/Fiber cloth	Tela de fibra/Fiber cloth	Tela de fibra/Fiber cloth	Tela de fibra/Fiber cloth
Dimensiones/Dimensions (mm)	Ø450*H215	Ø450*H215	L450*H215*W450	L450*H215*W450



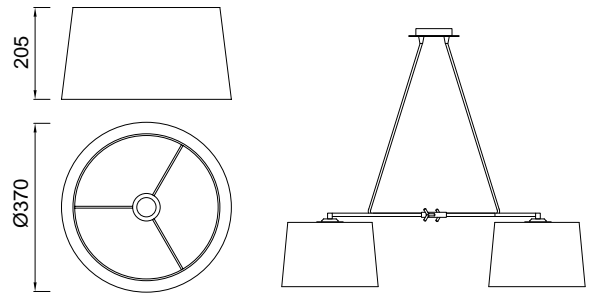
PANTALLAS PARA PIE DE SALÓN / SHADES FOR FLOOR LAMP Ref.5310-5311				
Ref. Pantallas / Ref. Shade	5312	5313	5314	5315
Aplicación/Product	Pie de salón/Floor lamp	Pie de salón/Floor lamp	Pie de salón/Floor lamp	Pie de salón/Floor lamp
Color	Blanco/White	Negro/Black	Blanco/White	Negro/Black
Material	Tela de fibra/Fiber cloth	Tela de fibra/Fiber cloth	Tela de fibra/Fiber cloth	Tela de fibra/Fiber cloth
Dimensiones/Dimensions (mm)	Ø350*H250	Ø350*H250	L355*H250*W355	L355*H250*W355



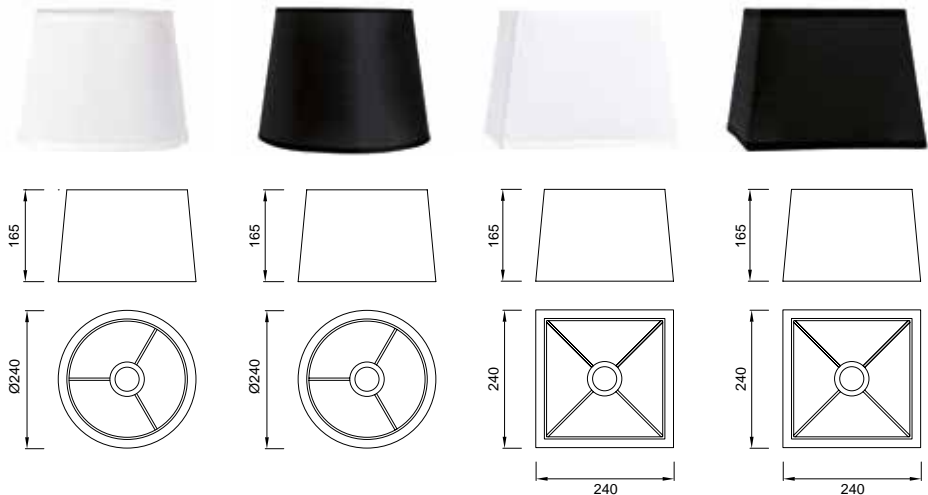
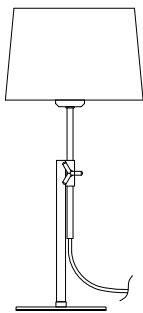
OPCIONES PANTALLAS/LAMPSHADES OPTIONS

PANTALLAS PARA LÁMPARA 2L / SHADES FOR CHANDELIER 2L Ref.5306-5307		
Ref. Pantallas / Ref. Shade	5308	5309
Aplicación/Product	Telescópica 2L/Telescopic 2L	Telescópica 2L/Telescopic 2L
Color	Blanco/White	Negro/Black
Material	Tela de fibra/Fiber cloth	Tela de fibra/Fiber cloth
Dimensiones/Dimensions (mm)	Ø370*H205	Ø370*H205

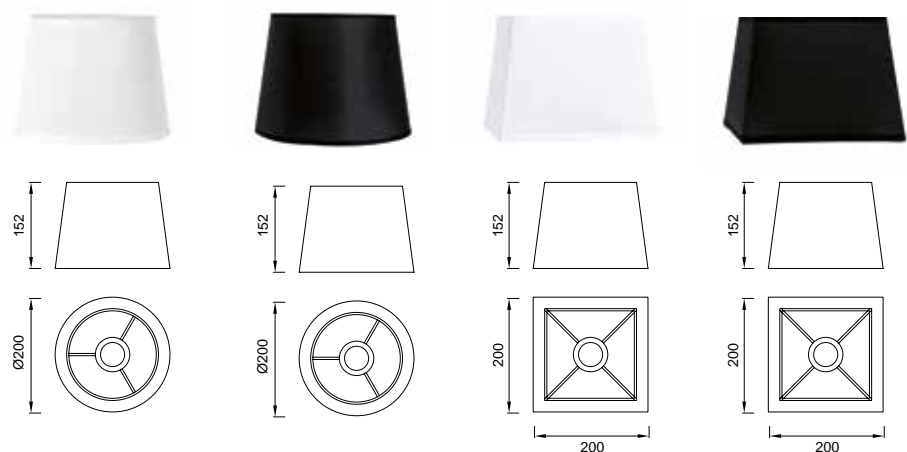
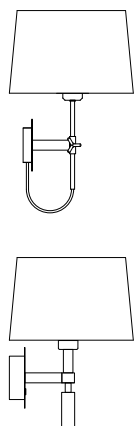
Ref.5308-5309



PANTALLAS PARA SOBREMESA / SHADES FOR TABLE LAMP Ref.5320-5321				
Ref. Pantallas / Ref. Shade	5322	5323	5324	5325
Aplicación/Product	Sobremesa/Table lamp	Sobremesa/Table lamp	Sobremesa/Table lamp	Sobremesa/Table lamp
Color	Blanco/White	Negro/Black	Blanco/White	Negro/Black
Material	Tela de fibra/Fiber cloth	Tela de fibra/Fiber cloth	Tela de fibra/Fiber cloth	Tela de fibra/Fiber cloth
Dimensiones/Dimensions (mm)	Ø240*H165	Ø240*H165	L240*H165*W240	L240*H165*W240



PANTALLAS PARA APLIQUE / SHADES FOR WALL LAMP Ref.5316-5317-5318-5319				
Ref. Pantallas / Ref. Shade	5237	5238	5239	5240
Aplicación/Product	Aplique/Wall lamp	Aplique/Wall lamp	Aplique/Wall lamp	Aplique/Wall lamp
Color	Blanco/White	Negro/Black	Blanco/White	Negro/Black
Material	Tela de fibra/Fiber cloth	Tela de fibra/Fiber cloth	Tela de fibra/Fiber cloth	Tela de fibra/Fiber cloth
Dimensiones/Dimensions (mm)	Ø200*H152	Ø200*H152	L200*H152*W200	L200*H152*W200





Ref.5232

BAHIA

COLECCIÓN / COLLECTION

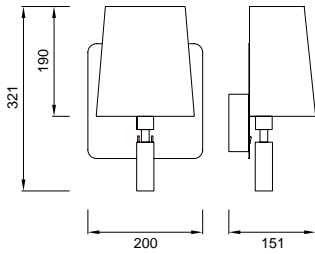


Ref.5230

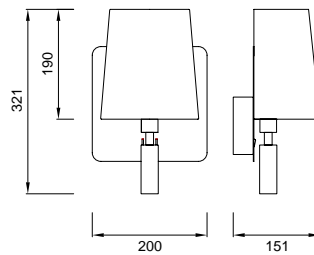
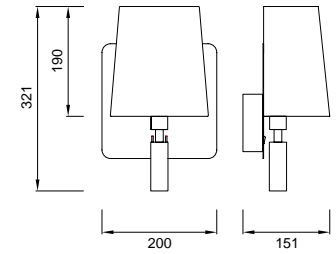


Doble interruptor/Double swither

Ref.5231



Ref.5232



	Ref.	5230	5231	5232
	Potencia nominal/Wattage [W]	Max 13W (no incl)	Max 13W (no incl)	Max 13W (no incl)
	Portalámparas/Lampholder	E27 Max13W + 1x3W LED 3000k	E27 Max13W + 1x3W LED 3000k	E27 Max13W + 1x3W LED 3000k
	Flujo luminoso/Luminous flux [lm]	200lm	200lm	200lm
	Tensión nominal/Voltage [V]	AC: 100-240V	AC: 100-240V	AC: 100-240V
	Regulable/Dimmable	-	-	-
	CRI	≥80	≥80	≥80
	Material	Metal / Metal	Metal / Metal	Metal / Metal
	Color	Bronce / Bronze	Niquel satinado / Santin nickel	Niquel satinado / Santin nickel
	Dimensiones/Dimensions (mm)	L200*H321*W151	L200*H321*W151	L200*H321*W151
	Pantalla/Shade	Blanca / White	Negra / Black	Blanca / White



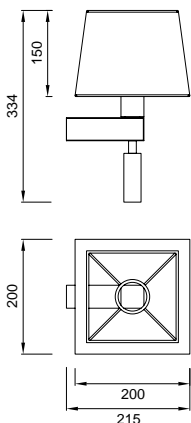
Ref.5233+5240

BAHIA

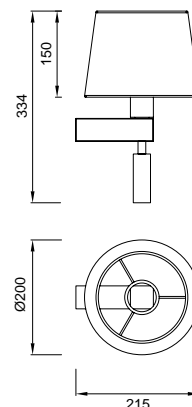
COLECCIÓN / COLLECTION



Ref.5233 + Shade.5240

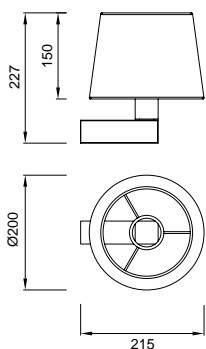


Ref.5234 + Shade.5237

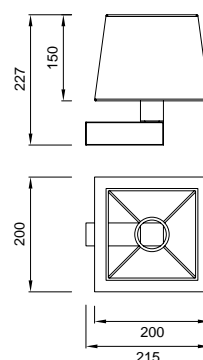


Doble interruptor/Double switcher

Ref.5235 + Shade.5238



Ref.5236 + Shade.5239



*Seleccionar referencia producto + referencia pantalla / Select product reference + shade reference

	Ref.	5233	5234	5235	5236
	Potencia nominal/Wattage (W)	Max 13W (no incl)	Max 13W (no incl)	Max 13W (no incl)	Max 13W (no incl)
	Portalámparas/Lampholder	E27 Max13W + 1x3W LED 3000k	E27 Max13W + 1x3W LED 3000k	E27 Max13W	E27 Max13W
	Flujo luminoso/Luminous flux (lm)	200lm	200lm	-	-
	Tensión nominal/Voltage (V)	AC: 100-240V	AC: 100-240V	AC: 230V	AC: 230V
	Regulable/Dimmable	-	-	-	-
	CRI	≥80	≥80	-	-
	Material	Metal / Metal	Metal / Metal	Metal / Metal	Metal / Metal
	Color	Bronce / Bronze	Niquel satinado / Santin nickel	Bronce / Bronze	Niquel satinado / Santin nickel
	Dimensiones/Dimensions (mm)	L200*H334*W215	L200*H334*W215	L200*H227*W215	L200*H227*W215
	Pantalla/Shade	A elegir / To choose	A elegir / To choose	A elegir / To choose	A elegir / To choose

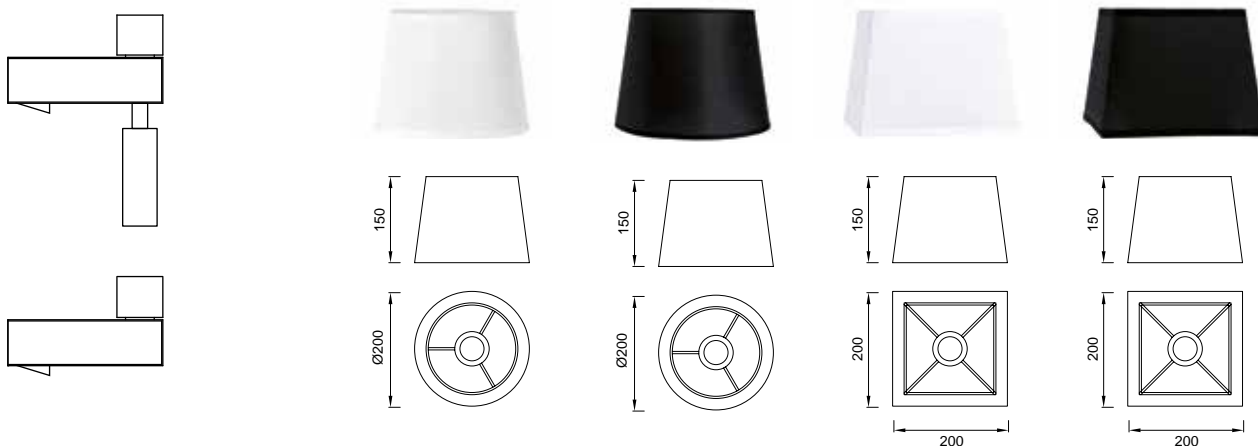


Ref.5236-5239-5170

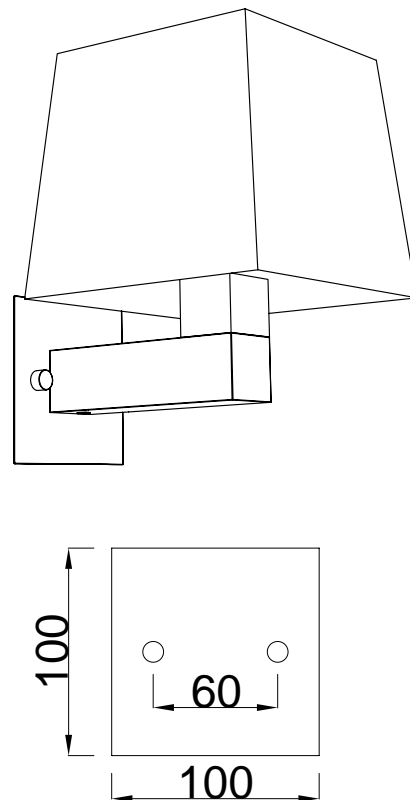
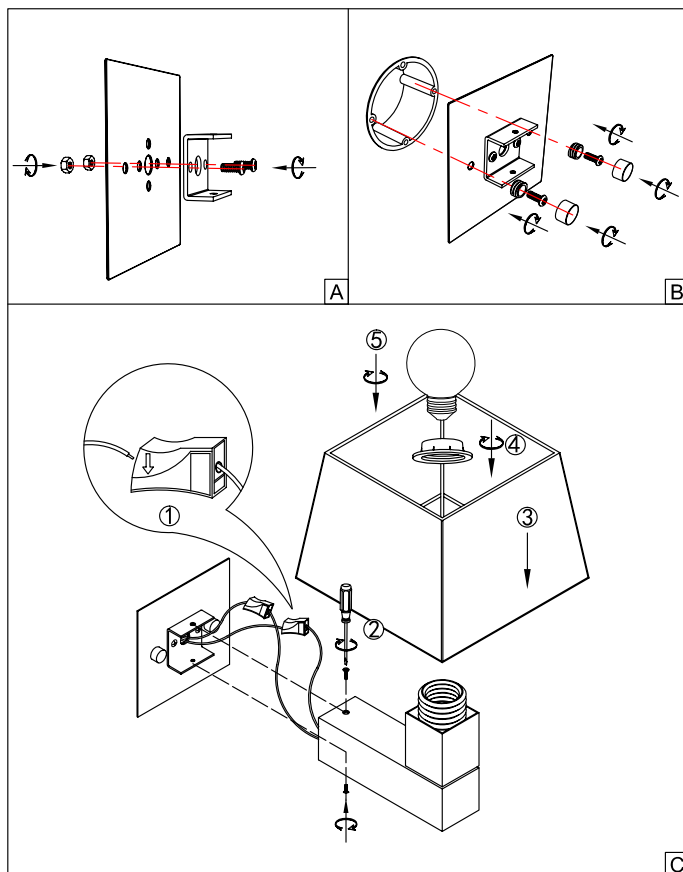
BAHIA

COLECCIÓN / COLLECTION

PANTALLAS PARA APLIQUE / SHADES FOR WALL LAMP				
Ref. Pantallas / Ref. Shade	5237	5238	5239	5240
Aplicación/Product	Aplique/Wall lamp	Aplique/Wall lamp	Aplique/Wall lamp	Aplique/Wall lamp
Color	Blanco/White	Negro/Black	Blanco/White	Negro/Black
Material	Tela de fibra/Fiber cloth	Tela de fibra/Fiber cloth	Tela de fibra/Fiber cloth	Tela de fibra/Fiber cloth
Dimensiones/Dimensions (mm)	Ø200*H152	Ø200*H152	L200*H152*W200	L200*H152*W200



Ref. Kit placa / Ref. Plata kit	5170	5171
Aplicación/Product	5236 - 5234	5235 - 5233
Color	Niquel satinado / Santin nickel	Bronce / Bronze
Material	Metálico/Metal	Metálico/Metal
Dimensiones/Dimensions (mm)	L100*H100	L100*H100



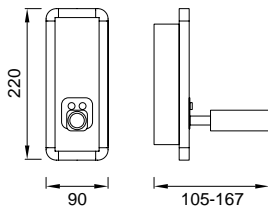


Ref.5257

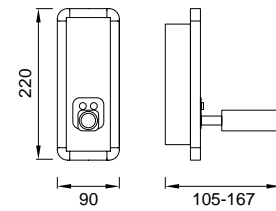
Ref.5256



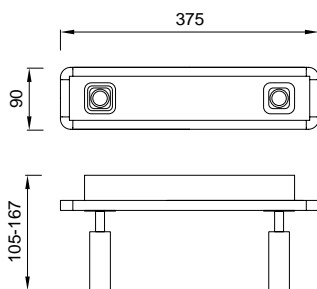
Difusor central iluminado
Illuminated central diffuser



Ref.5257

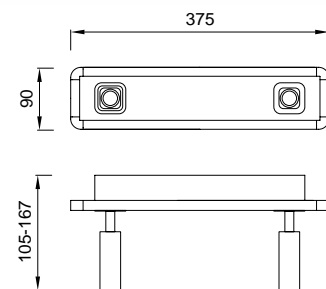


Ref.5254



Difusor central iluminado
Illuminated central diffuser

Ref.5255



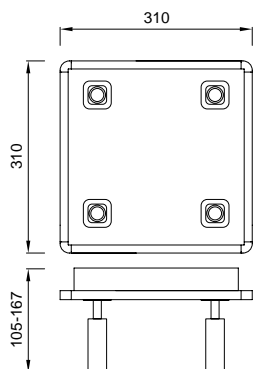
*Producto orientable / Adjustable product

	Ref.	5256	5257	5254	5255
	Potencia nominal/Wattage (W)	1X5W + difusor 5W	1X5W + difusor 5W	2X5W + difusor 10W	2X5W + difusor 10W
	Temperatura de color/CCT (K)	3000K	3000K	3000K	3000K
	Flujo luminoso/Luminous flux (lm)	400+300lm	400+300lm	2X400lm+700lm	2X400lm+700lm
	Tensión nominal/Voltage (V)	AC: 100-240V	AC: 100-240V	AC: 100-240V	AC: 100-240V
	Regulable/Dimmable	-	-	-	-
	CRI	≥80	≥80	≥80	≥80
	Material	Aluminio / Aluminium	Aluminio / Aluminium	aluminio / aluminium	aluminio / aluminium
	Color	Niquel satinado / Satin nickel	Blanco / White	Niquel satinado / Satin nickel	Blanco / White
	Dimensiones/Dimensions (mm)	L90*H220*W105-167	L90*H220*W105-167	L375*H105-167*W90	L375*H105-167*W90
	IP	20	20	20	20

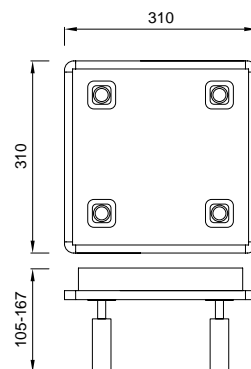


Ref.5250

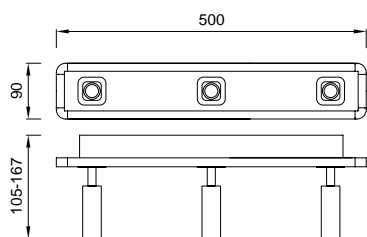
Ref.5250



Ref.5251

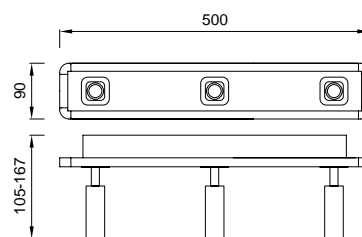


Ref.5252



Difusor central iluminado
Illuminated central diffuser

Ref.5253



*Producto orientable / Adjustable product

	Ref.	5250	5251	5252	5253
A+	Potencia nominal/Wattage (W)	4X5W + diffuser 20W	4X5W + diffuser 20W	3X5W + diffuser 15W	3X5W + diffuser 15W
IP20 (hsm)	Temperatura de color/CCT (K)	3000K	3000K	3000K	3000K
	Flujo luminoso/Luminous flux (lm)	4X400lm+1400lm	4X400lm+1400lm	3X400lm+1000lm	3X400lm+1000lm
CE	Tensión nominal/Voltage (V)	AC: 100-240V	AC: 100-240V	AC: 100-240V	AC: 100-240V
RoHS	Regulable/Dimmable	-	-	-	-
ErP COMPLIANT	CRI	≥80	≥80	≥80	≥80
	Material	aluminio / aluminium	aluminio / aluminium	Aluminio / Aluminium	Aluminio / Aluminium
	Color	Niquel satinado / Satin nickel	Blanco / White	Niquel satinado / Satin nickel	Blanco / White
	Dimensiones/Dimensions (mm)	L310*H105-167*W310	L310*H105-167*W310	L500*H105-167*W90	L500*H105-167*W90
	IP	20	20	20	20

BÁSICO GU10





Ref.C0001




Ref.C0183

SAONA

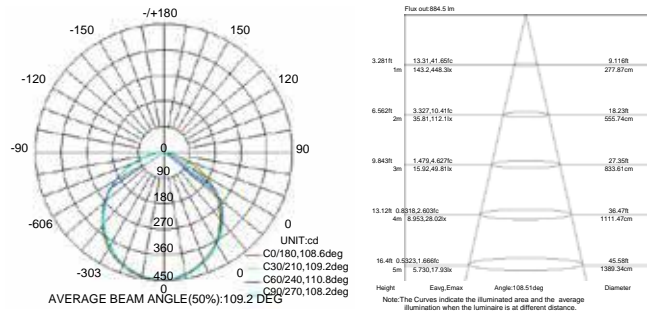
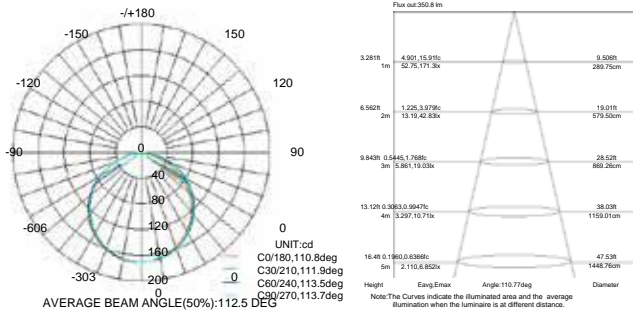

EMPOTRABLE / PANEL RECESSED




Ref.C0180



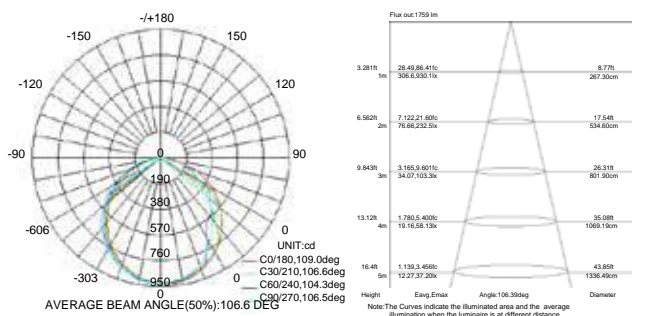
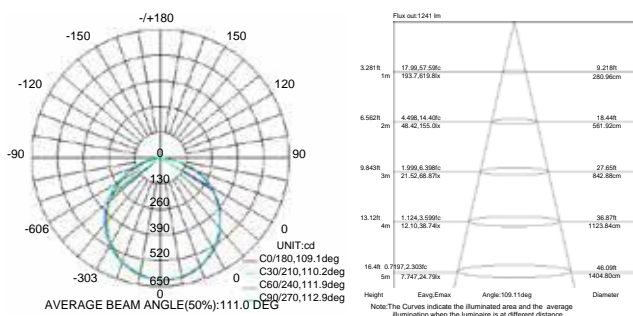

Ref.C0181



Ref.C0182



Ref.C0183



	Ref.	C0180	C0181	C0182	C0183
Potencia nominal/Wattage [W]		6W	12W	18W	24W
Temperatura de color/CCT [K]		4000K	4000K	4000K	4000K
Flujo luminoso/Luminous flux [lm]		540lm	1080lm	1620lm	2200lm
Tensión nominal/Voltage [V]		AC: 100-240V	AC: 100-240V	AC: 100-240V	AC: 100-240V
Regulable/Dimmable		-	-	-	-
CRI		≥80	≥80	≥80	≥80
Material		Aluminio / Aluminium	Aluminio / Aluminium	Aluminio / Aluminium	Aluminio / Aluminium
Color		Blanco mate / Matt white	Blanco mate / Matt white	Blanco mate / Matt white	Blanco mate / Matt white
Dimensiones/Dimensions [mm]		Ø90*H25	Ø145*H25	Ø170*H25	Ø220*H25
Cut out [mm]		Ø80	Ø135	Ø160	Ø210



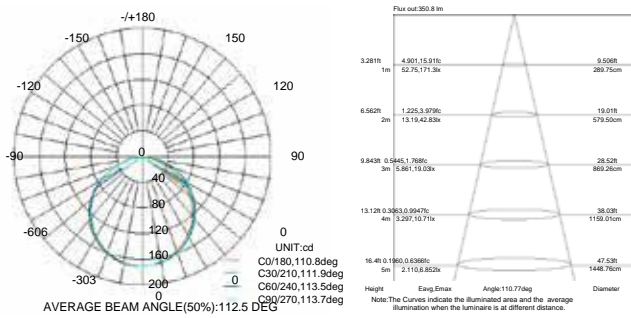
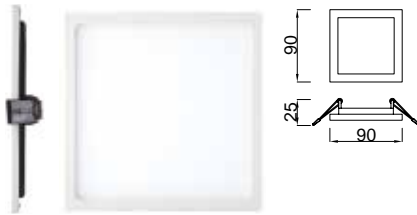
Ref.C0193

SAONA

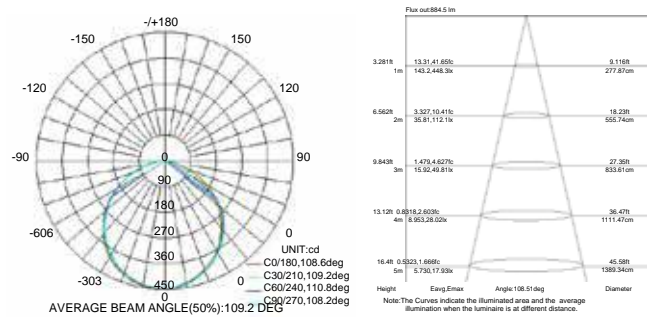
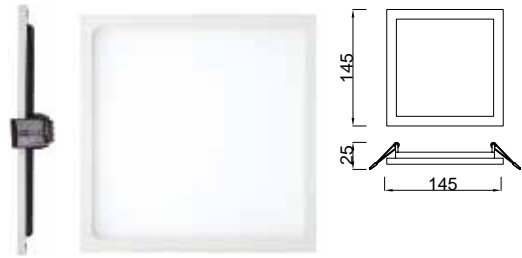
EMPOTRABLE / PANEL RECESSED



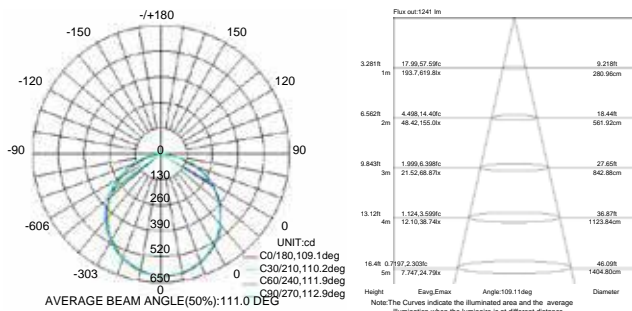
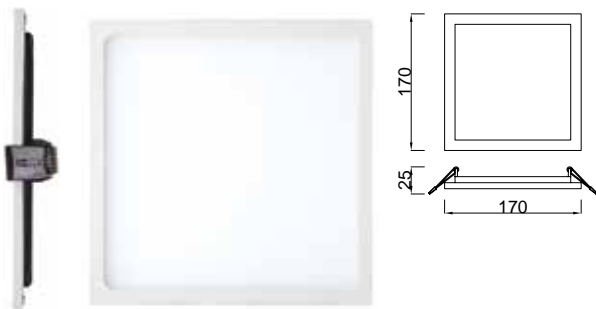
Ref.C0190



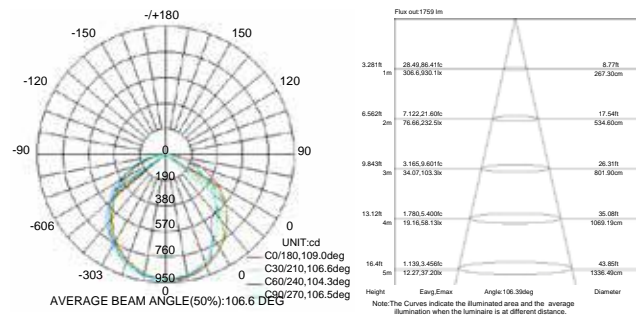
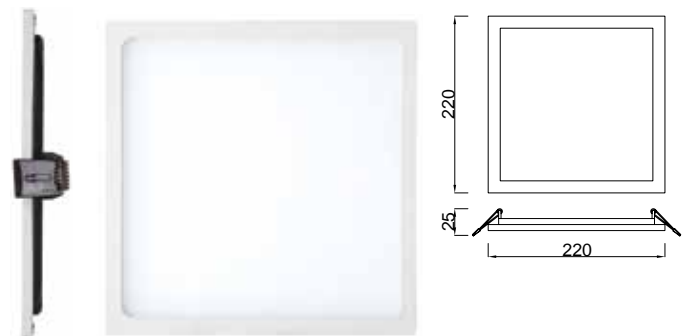
Ref.C0191



Ref.C0192



Ref.C0193



	Ref.	C0190	C0191	C0192	C0193
Potencia nominal/Wattage [W]		6W	12W	18W	24W
Temperatura de color/CCT [K]		4000K	4000K	4000K	4000K
Flujo luminoso/Luminous flux [lm]		540lm	1080lm	1620lm	2200lm
Tensión nominal/Voltage [V]		AC: 100-240V	AC: 100-240V	AC: 100-240V	AC: 100-240V
Regulable/Dimmable		-	-	-	-
CRI		≥80	≥80	≥80	≥80
Material		Aluminio / Aluminium	Aluminio / Aluminium	Aluminio / Aluminium	Aluminio / Aluminium
Color		Blanco mate / Matt white	Blanco mate / Matt white	Blanco mate / Matt white	Blanco mate / Matt white
Dimensiones/Dimensions [mm]		L90*H90*W25	L145*H145*W25	L170*H170*W25	L220*H220*W25
Cut out [mm]		80*80	135*135	160*160	210*210



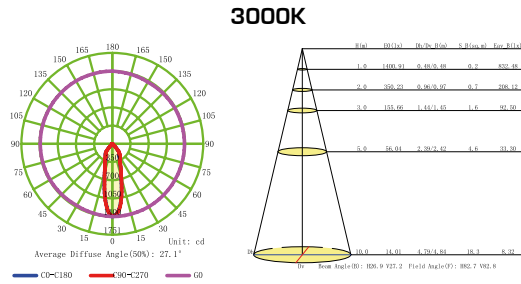
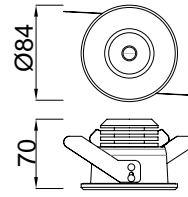
Ref.C0081

CIES

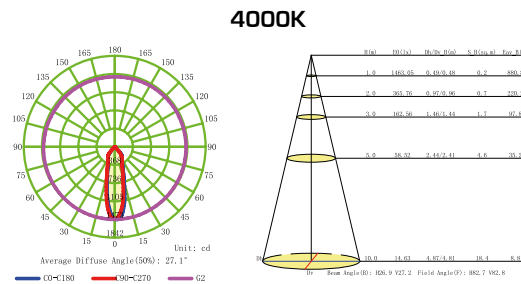
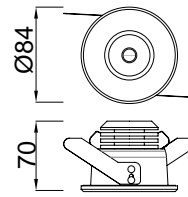
EMPOTRABLE / SPOT RECESSED



Ref.C0081



Ref.C0082



	Ref.	C0081	C0082
Potencia nominal/Wattage [W]		7W	7W
Temperatura de color/CCT [K]		3000K	4000K
Flujo luminoso/Luminous flux [lm]		630lm	630lm
Tensión nominal/Voltage [V]		AC: 100-240V	AC: 100-240V
Angulo/Beam angle [deg]		24	24
CRI		≥80	≥80
Material		Aluminio / Aluminium	Aluminio / Aluminium
Color		Blanco mate / Matt white	Blanco mate / Matt white
Dimensiones/Dimensions [mm]		Ø84 * H70	Ø84 * H70
Cut out [mm]		Ø75	Ø75



Ref.C0084

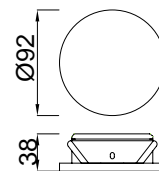
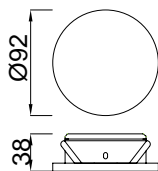
METACRILATO

EMPOTRABLE / SPOT RECESSED



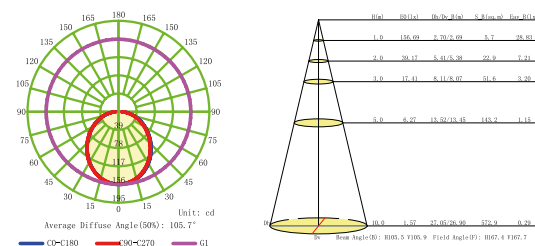
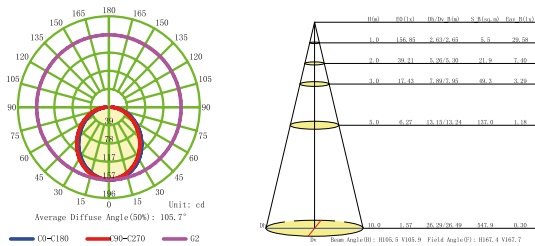
Ref.C0083

Ref.C0084



3000K

4000K



	Ref.	C0083	C0084
	Potencia nominal/Wattage (W)	7W	7W
	Temperatura de color/CCT (K)	3000K	4000K
	Flujo luminoso/Luminous flux (lm)	490lm	520lm
	Tensión nominal/Voltage (V)	AC: 100-240V	AC: 100-240V
	Angulo/Beam angle (deg)	120	120
	CRI	≥80	≥80
	Material	Aluminio / Aluminium	Aluminio / Aluminium
	Color	Blanco mate / Matt white	Blanco mate / Matt white
	Dimensiones/Dimensions (mm)	Ø92 * H38	Ø92 * H38
	Cut out (mm)	Ø80	Ø80



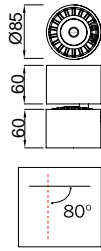
Ref.C0087

COLUMBRETES

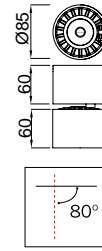
FOCO SUPERFICIE / SPOTLIGHT



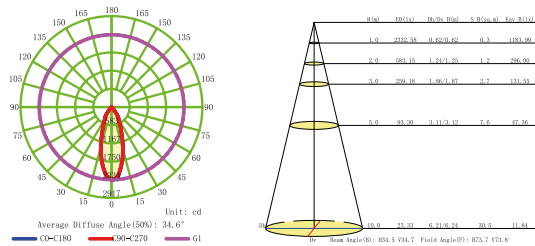
Ref.C0085



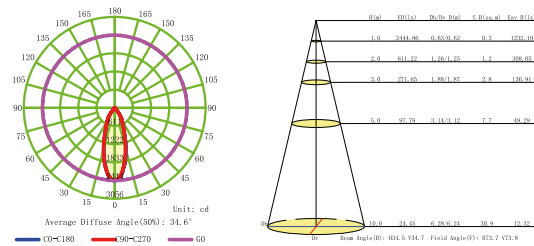
Ref.C0086



3000K



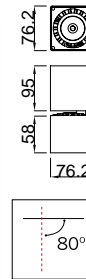
4000K



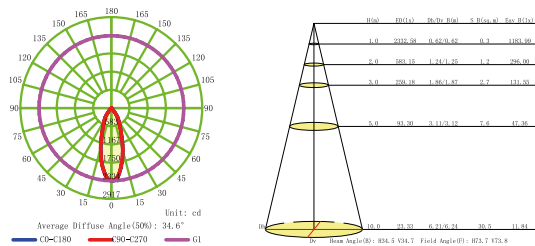
Ref.C0087



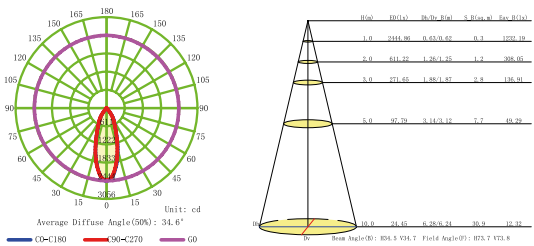
Ref.C0088



3000K



4000K



*Producto orientable / Adjustable product

	Ref.	C0085	C0086	C0087	C0088
	Potencia nominal/Wattage [W]	12W	12W	12W	12W
	Temperatura de color/CCT [K]	3000K	4000K	3000K	4000K
	Flujo luminoso/Luminous flux [lm]	980lm	980lm	980lm	980lm
	Tensión nominal/Voltage [V]	AC: 100-240V	AC: 100-240V	AC: 100-240V	AC: 100-240V
	Regulable/Dimmable	-	-	-	-
	CRI	≥80	≥80	≥80	≥80
	Material	Aluminio / Aluminium	Aluminio / Aluminium	Aluminio / Aluminium	Aluminio / Aluminium
	Color	Blanco mate / Matt white	Blanco mate / Matt white	Blanco mate / Matt white	Blanco mate / Matt white
	Dimensiones/Dimensions [mm]	Ø85*H120	Ø85*H120	L76,2*H153*W76,2	L76,2*H153*W76,2
	Angulo/Beam angle [deg]	35	35	35	35



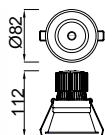
Ref.C0077

FORMENTERA

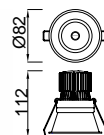
EMPOTRABLE / RECESSED



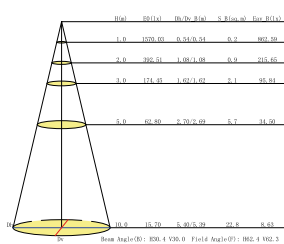
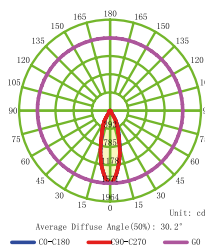
Ref.C0071



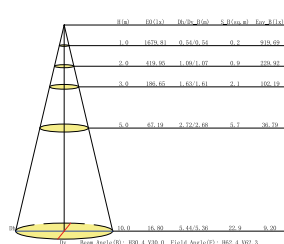
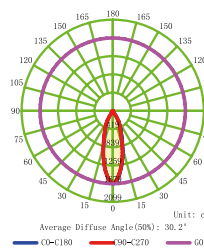
Ref.C0072



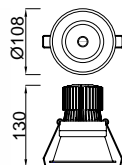
3000K



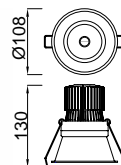
4000K



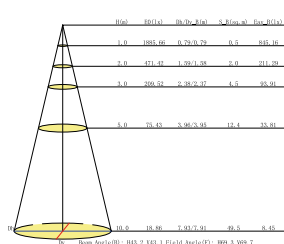
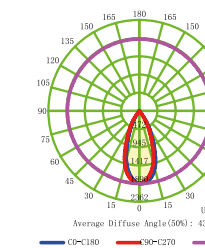
Ref.C0073



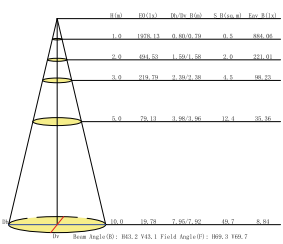
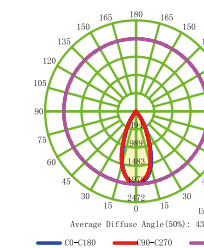
Ref.C0074



3000K



4000K



	Ref.	C0071	C0072	C0073	C0074
	Potencia nominal/Wattage [W]	7W	7W	12W	12W
	Temperatura de color/CCT [K]	3000K	4000K	3000K	4000K
	Flujo luminoso/Luminous flux [lm]	630lm	630lm	1080lm	1080lm
	Tensión nominal/Voltage [V]	AC: 100-240V	AC: 100-240V	AC: 100-240V	AC: 100-240V
	Cut out (mm)	Ø75	Ø75	Ø100	Ø100
	CRI	≥80	≥80	≥80	≥80
	Material	Aluminio / Aluminium	Aluminio / Aluminium	Aluminio / Aluminium	Aluminio / Aluminium
	Color	Blanco mate / Matt white	Blanco mate / Matt white	Blanco mate / Matt white	Blanco mate / Matt white
	Dimensiones/Dimensions [mm]	Ø82*H112	Ø82*H112	Ø108*H130	Ø108*H130
	Angulo/Beam angle [deg]	35	35	35	35

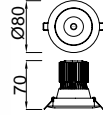
DATOS TÉCNICOS / TECHNICAL DATA



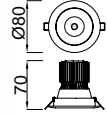
FORMENTERA

EMPOTRABLE / RECESSED

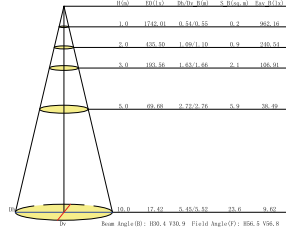
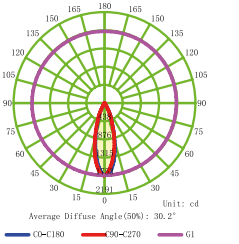
Ref.C0075



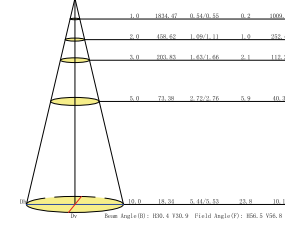
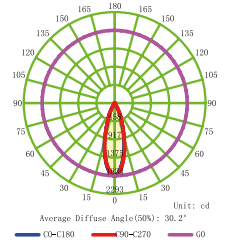
Ref.C0076



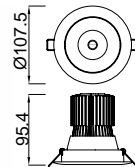
3000K



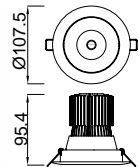
4000K



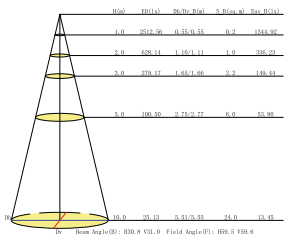
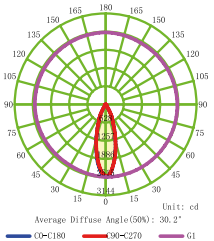
Ref.C0077



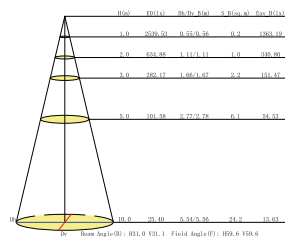
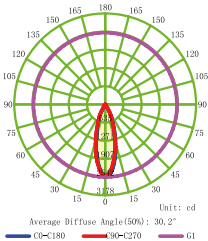
Ref.C0078



3000K



4000K



*Producto orientable / Adjustable product

	Ref.	C0075	C0076	C0077	C0078
	Potencia nominal/Wattage [W]	7W	7W	12W	12W
	Temperatura de color/CCT [K]	3000K	4000K	3000K	4000K
	Flujo luminoso/Luminous flux [lm]	630lm	630lm	1080lm	1080lm
	Tensión nominal/Voltage [V]	AC: 100-240V	AC: 100-240V	AC: 100-240V	AC: 100-240V
	Cut out (mm)	Ø70	Ø70	Ø95	Ø95
	CRI	≥80	≥80	≥80	≥80
	Material	Aluminio / Aluminium	Aluminio / Aluminium	Aluminio / Aluminium	Aluminio / Aluminium
	Color	Blanco mate / Matt white	Blanco mate / Matt white	Blanco mate / Matt white	Blanco mate / Matt white
	Dimensiones/Dimensions [mm]	Ø80*H70	Ø80*H70	Ø107,5*H95,4	Ø107,5*H95,4
	Angulo/Beam angle [deg]	35	35	35	35

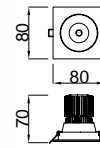
DATOS TÉCNICOS / TECHNICAL DATA

FORMENTERA

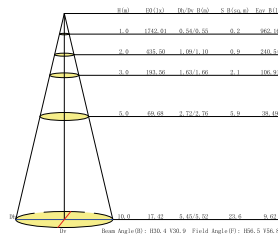
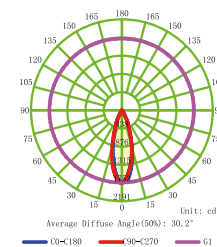
EMPOTRABLE / RECESSED



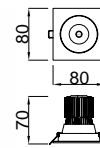
Ref.C0079



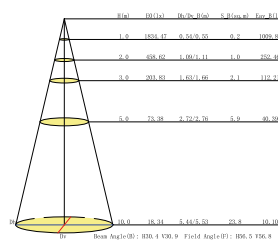
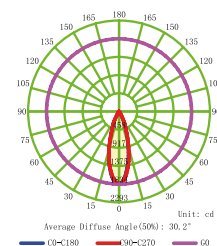
3000K



Ref.C0080



4000K



*Producto orientable / Adjustable product

	Ref.	C0079	C0080
Potencia nominal/Wattage (W)		7W	7W
Temperatura de color/CCT (K)		3000K	4000K
Flujo luminoso/Luminous flux (lm)		630lm	630lm
Tensión nominal/Voltage (V)		AC: 100-240V	AC: 100-240V
Cut out (mm)		Ø70	Ø70
CRI		≥80	≥80
Material		Aluminio / Aluminium	Aluminio / Aluminium
Color		Blanco mate / Matt white	Blanco mate / Matt white
Dimensiones/Dimensions (mm)		L80*H70*W80	L80*H70*W80
Angulo/Beam angle (deg)		35	35

DATOS TÉCNICOS / TECHNICAL DATA



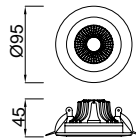
Ref.C0045

BÁSICO COB

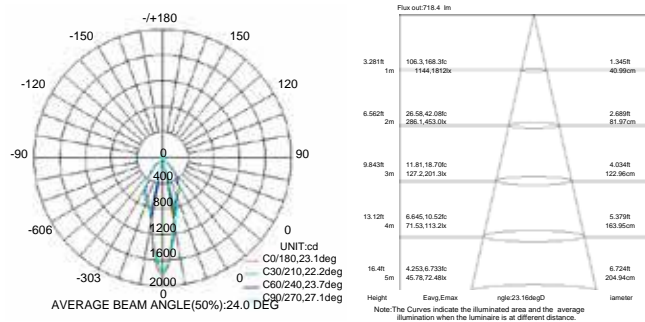
EMPOTRABLE / RECESSED

Led by
EPISTAR

Ref.C0045 - Ref.C0046



3000K - 4000K



	Ref.	C0045	C0046
Potencia nominal/Wattage [W]		5W	5W
Temperatura de color/CCT [K]		3000K	4000K
Flujo luminoso/Luminous flux [lm]		450lm	450lm
Tensión nominal/Voltage [V]		AC: 100-240V	AC: 100-240V
Angulo/Beam angle [deg]		30	30
CRI		≥80	≥80
Material		Aluminio+PC / Aluminium+PC	Aluminio+PC / Aluminium+PC
Color		Blanco mate / Matt white	Blanco mate / Matt white
Dimensiones/Dimensions [mm]		Ø95 * H45	Ø95 * H45
Cut out [mm]		Ø75	Ø75

DATOS TÉCNICOS / TECHNICAL DATA

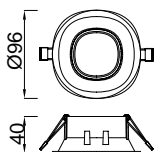


Ref.C0160

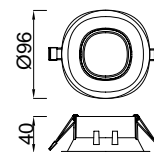
COMFORT

EMPOTRABLE / RECESSED

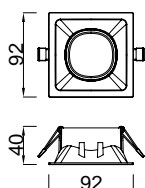
Ref.C0160



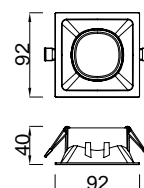
Ref.C0161



Ref.C0162



Ref.C0163




	Ref.	C0160	C0161	C0162	C0163
	Potencia nominal/Wattage (W)	MAX 50W (no incl)	MAX 50W (no incl)	MAX 50W (no incl)	MAX 50W (no incl)
	Portalámparas/Lampholder	Gu10 (incl)	Gu10 (incl)	Gu10 (incl)	Gu10 (incl)
	Flujo luminoso/Luminous flux (lm)	-	-	-	-
	Tensión nominal/Voltage (V)	AC: 100-240V	AC: 100-240V	AC: 100-240V	AC: 100-240V
	Regulable/Dimmable	-	-	-	-
	CRI	-	-	-	-
	Material	Aluminio / Aluminium	Aluminio / Aluminium	Aluminio / Aluminium	Aluminio / Aluminium
	Color	Blanco mate / Matt white	Plata mate / Matt silver	Blanco mate / Matt white	Plata mate / Matt silver
	Dimensiones/Dimensions (mm)	Ø96 *H40	Ø96 *H40	L92 *H40 *W92	L92 *H40 *W92
	Pantalla/Cut out (mm)	Ø85	Ø85	80 * 80	80 * 80

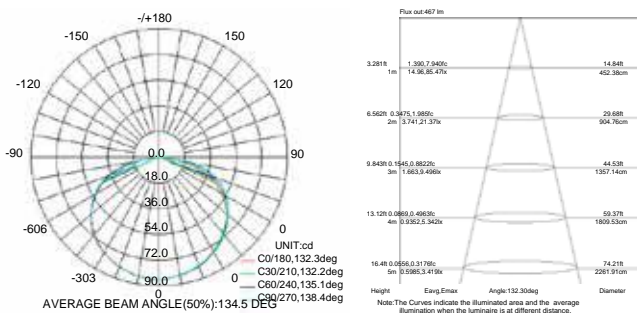


Ref.C0044


Ref.C0041 - Ref.C0042



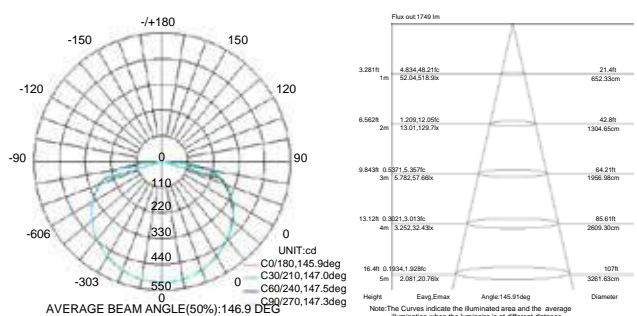
3000K - 4000K



Ref.C0043 - Ref.C0044



3000K - 4000K



	Ref.	C0041	C0042	C0043	C0044
Potencia nominal/Wattage [W]		6W	6W	24W	24W
Temperatura de color/CCT [K]		3000K	4000K	3000K	4000K
Flujo luminoso/Luminous flux [lm]		540lm	540lm	2160lm	2160lm
Tensión nominal/Voltage [V]		AC: 100-240V	AC: 100-240V	AC: 100-240V	AC: 100-240V
Regulable/Dimmable		-	-	-	-
CRI		≥80	≥80	≥80	≥80
Material		Aluminio / Aluminium	Aluminio / Aluminium	Aluminio / Aluminium	Aluminio / Aluminium
Color		Blanco mate / Matt white	Blanco mate / Matt white	Blanco mate / Matt white	Blanco mate / Matt white
Dimensiones/Dimensions [mm]		Ø105 * H35	Ø105 * H35	Ø225 * H60	Ø225 * H60
Cut out [mm]		Ø95	Ø95	Ø210	Ø210

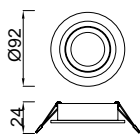


Ref.C0002

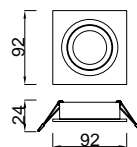
BASICO GU10

EMPOTRABLE / SPOT RECESSED

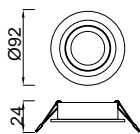
Ref.C0001



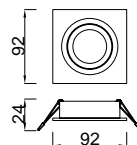
Ref.C0002



Ref.C0003



Ref.C0004



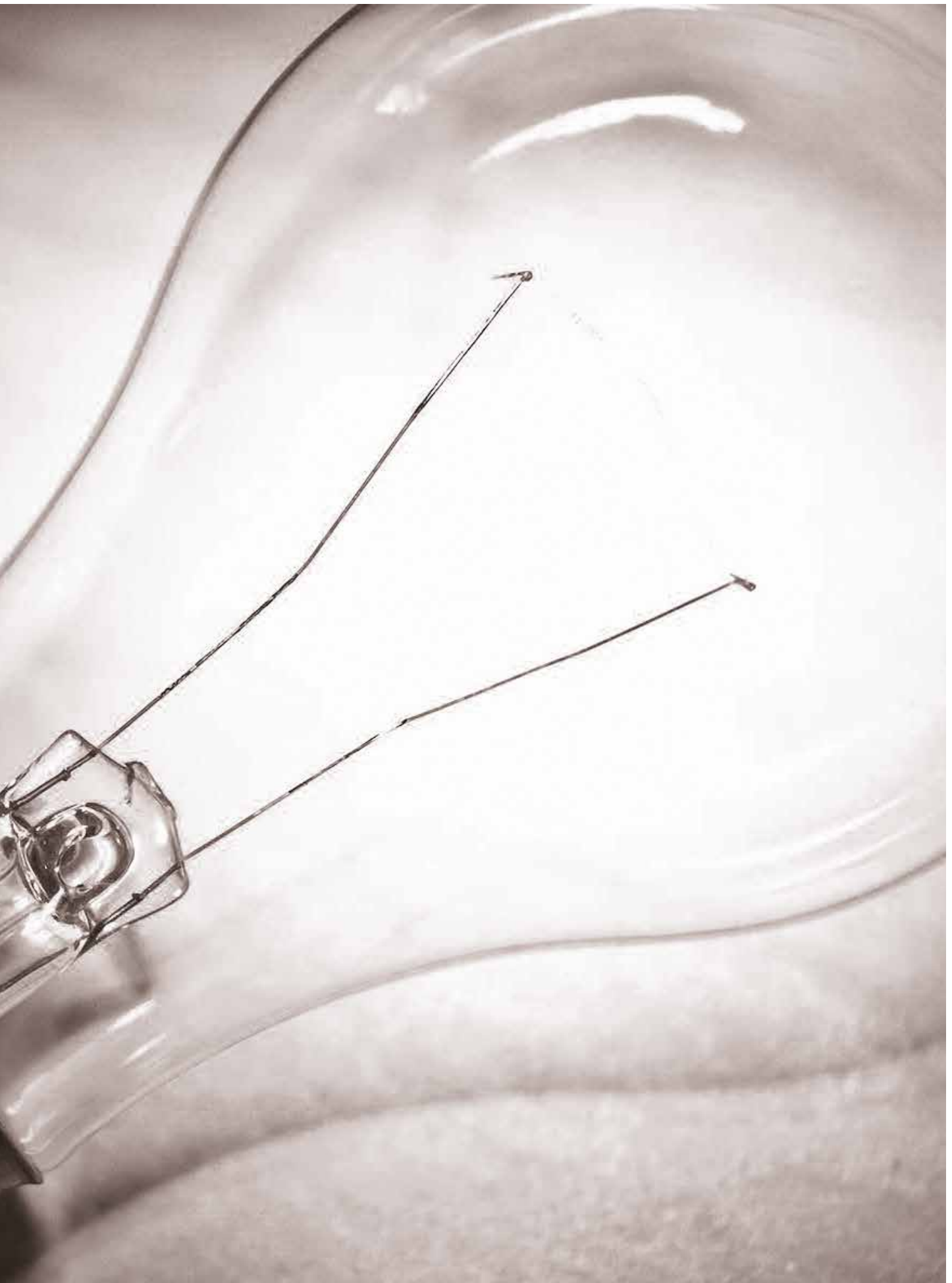
*Producto orientable / Adjustable product

Ref.	C0001	C0002	C0003	C0004
Potencia nominal/Wattage (W)	Max 50W (no incl)	Max 50W (no incl)	Max 50W (no incl)	Max 50W (no incl)
Portálamparas/Lampholder	Gu10 (incl)	Gu10 (incl)	Gu10 (incl)	Gu10 (incl)
Flujo luminoso/Luminous flux (lm)	-	-	-	-
Tensión nominal/Voltage (V)	AC: 100-240V	AC: 100-240V	AC: 100-240V	AC: 100-240V
Regulable/Dimmable	-	-	-	-
CRI	-	-	-	-
Material	Aluminio / Aluminium	Aluminio / Aluminium	Aluminio / Aluminium	Aluminio / Aluminium
Color	Níquel satinado-Cromo / Satin nickel-Chrome	Níquel satinado-Cromo / Satin nickel-Chrome	Blanco mate / Matt white	Blanco mate / Matt white
Dimensiones/Dimensions (mm)	Ø92 * H24	L92 * H24 * W92	Ø92 * H24	L92 * H24 * W92
Cut out (mm)	Ø75	Ø75	Ø75	Ø75

DATOS TÉCNICOS / TECHNICAL DATA

BOMBILLAS_BULBS





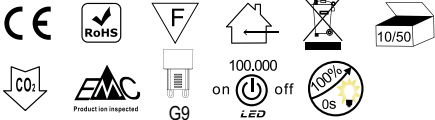
LED G9 Bulb

Características

- Voltaje: AC 220-240V/50Hz
- 20,000 hrs. vida útil
- Encendido instantaneo con potencia total
- Perfecta para reemplazar la lampara halogena de 35W
- Baja temperatura al tacto
- Libre de mercurio, Libre de emision UV & IR

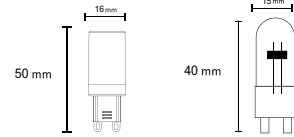
Features

- Voltage: AC 220-240V/50Hz
- 20,000hrs long life time
- Instant start with full bright output flick free
- Perfect replacement for 35W halogen lamp
- Low temperature, safety to touch
- No UV or IR emission, mercury FREE



3.5W G9 375Lumen

LED ← → HAL

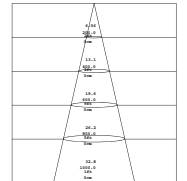
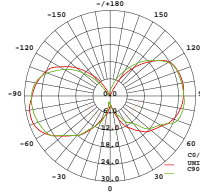
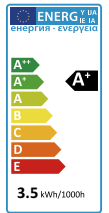


3.5W



35W Halogen Bulb

Item No.	R09202	R09203
Potencia nominal/Wattage (W)	3.5	3.5
Temperatura de color/CCT(K)	2700K	5000K
Flujo luminoso/Luminous Flux(lm)	360	375
Tension nominal/Voltage(V)	AC 220-240V/50Hz	AC 220-240V/50Hz
Regulable/Dimmable	NO	NO
CRI	80	80
Casquillo/Lamp Head	G9	G9
Angulo/Beam Angle(deg)	360	360
Material	Ceramic & PC Bulb	Ceramic & PC Bulb
Dimensiones/Dimensions(mm)	φ 16x50	φ 16x50




LED G9 Bulb

Características

- Voltaje: AC 220-240V/50Hz
- 25,000 hrs. vida útil
- Encendido instantaneo con potencia total
- Perfecta para reemplazar la lampara halogena de 20W
- Baja temperatura al tacto
- Libre de mercurio, Libre de emision UV & IR

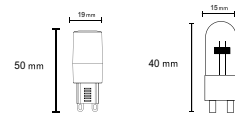
Features

- Voltage: AC 220-240V/50Hz
- 25,000hrs long life time
- Instant start with full bright output flick free
- Perfect replacement for 20W halogen lamp
- Low temperature, safety to touch
- No UV or IR emission, mercury FREE



3W G9 268Lumen

LED ← → HAL

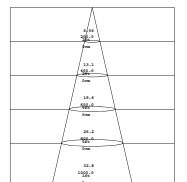
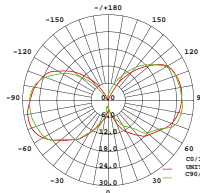
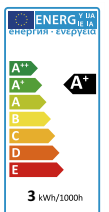


3W



30W Halogen bulb(Lux.)

Item No.	R09182	R09183
Potencia nominal/Wattage (W)	3	3
Temperatura de color/CCT(K)	2700K	5000K
Flujo luminoso/Luminous Flux(lm)	268	268
Tension nominal/Voltage(V)	AC 220-240V/50Hz	AC 220-240V/50Hz
Regulable/Dimmable	NO	NO
CRI	80	80
Casquillo/Lamp Head	G9	G9
Angulo/Beam Angle(deg)	360	360
Material	Ceramic & PC Bulb	Ceramic & PC Bulb
Dimensiones/Dimensions(mm)	φ 19x50	φ 19x50



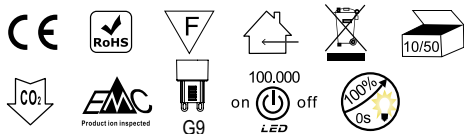
LED G9 Bulb

Características

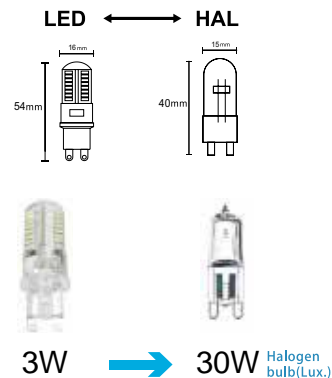
- * Voltaje: AC 220-240V/50Hz
- * 15,000 hrs. vida util
- * Encendido instantaneo con potencia total
- * Perfecta para reemplazar la lampara halogena de 20W
- * Baja temperatura al tacto
- * Libre de mercurio, Libre de emision UV & IR

Features

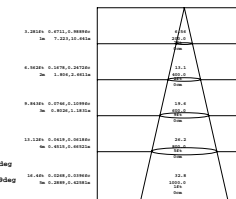
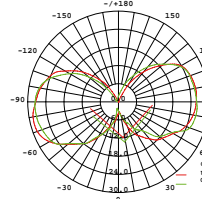
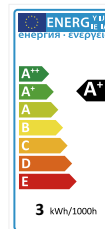
- * Voltage: AC 220-240V/50Hz
- * 15,000hrs long life time
- * Instant start with full bright output flick free
- * Perfect replacement for 20W halogen lamp
- * Low temperature, safety to touch
- * No UV or IR emission, mercury FREE



3W G9 200Lumen



	R09180	R09181
Potencia nominal/Wattage (W)	3	3
Temperatura de color/CCT(K)	3000K	6000K
Flujo luminoso/Luminous Flux(lm)	200	200
Tension nominal/Votage(V)	AC 220-240V/50Hz	AC 220-240V/50Hz
Regulable/Dimmable	NO	NO
CRI	80	80
Casquillo/Lamp Head	G9	G9
Angulo/Beam Angle(deg)	180°	180°
Material	PCB&Silicone	PCB&Silicone
Dimensiones/Dimensions(mm)	Φ16*54	Φ16*54



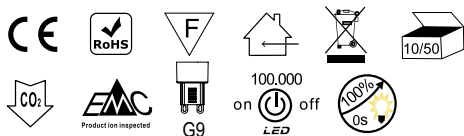
LED G9 Bulb

Características

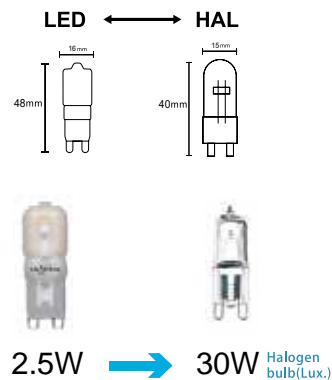
- * Voltaje: AC 220-240V/50Hz
- * 15,000 hrs. vida util
- * Encendido instantaneo con potencia total
- * Perfecta para reemplazar la lampara halogena de 25W
- * Baja temperatura al tacto
- * Libre de mercurio, Libre de emision UV & IR

Features

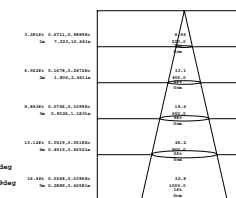
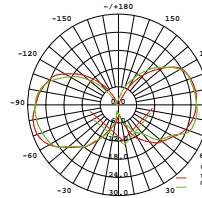
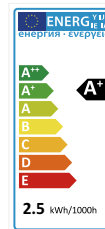
- * Voltage: AC 220-240V/50Hz
- * 15,000hrs long life time
- * Instant start with full bright output flick free
- * Perfect replacement for 25W halogen lamp
- * Low temperature, safety to touch
- * No UV or IR emission, mercury FREE



2.5W G9 220Lumen



	R09184	R09185
Potencia nominal/Wattage (W)	2.5	2.5
Temperatura de color/CCT(K)	2700K	5000K
Flujo luminoso/Luminous Flux(lm)	220	220
Tension nominal/Votage(V)	AC 220-240V/50Hz	AC 220-240V/50Hz
Regulable/Dimmable	NO	NO
CRI	80	80
Casquillo/Lamp Head	G9	G9
Angulo/Beam Angle(deg)	360°	360°
Material	PCB	PCB
Dimensiones/Dimensions(mm)	Φ16*48	Φ16*48



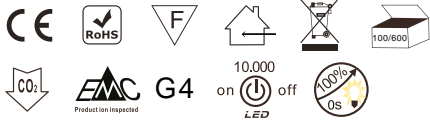
LED G4 Bulb

Características

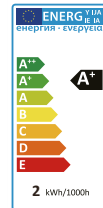
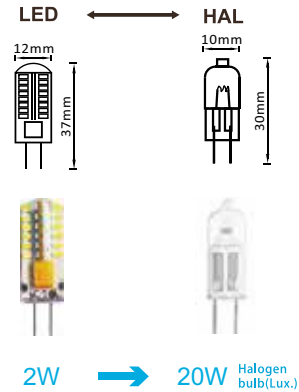
- Voltaje: DC/AC 12V
- 15.000 hrs. vida útil
- Encendido instantaneo con potencia total
- Perfecta para reemplazar la lampara halogena de 20W
- Baja temperatura al tacto
- Libre de mercurio, Libre de emision UV & IR

Features

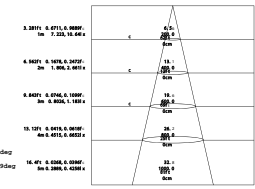
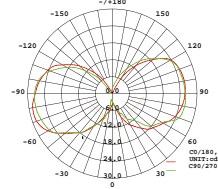
- Voltage: DC/AC 12V
- 15,000hrs long life time
- Instant start with full bright output flick free
- Perfect replacement for 20W halogen lamp
- Low temperature, safety to touch
- No UV or IR emission, mercury FREE



2W G4 190Lumen



	R09190	R09191
Potencia nominal/Wattage (W)	2	2
Temperatura de color/CCT(K)	3000K	6000K
Flujo luminoso/Luminous Flux(lm)	190	190
Tension nominal/Voltage(V)	DC/AC 12V	DC/AC 12V
Regulable/Dimmable	NO	NO
CRI	80	80
Casquillo/Lamp Head	G4	G4
Angulo/Beam Angle(deg)	240°	240°
Material	PCB & silicona/ PCB & Silicone	PCB & silicona/ PCB & Silicone
Dimensiones/Dimensions(mm)	Φ12*37	Φ12*37



LED GU10 Bulb



Características

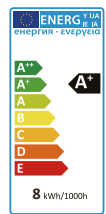

- Voltaje: AC 220-240V/50Hz
- 25,000 hrs. vida útil
- Encendido instantaneo con potencia total
- Perfecta para reemplazar la lampara halogena de 75W
- Baja temperatura al tacto
- Libre de mercurio, Libre de emision UV & IR

Features

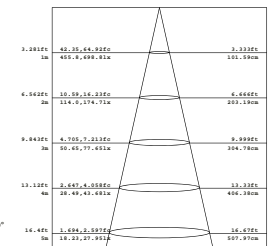
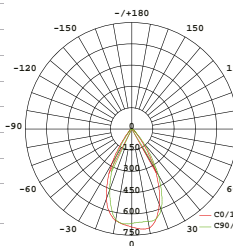
- Voltage: AC 220-240V/50Hz
- 25,000hrs long life time
- Instant start with full bright output flick free
- Perfect replacement for 75W halogen bulb
- Low temperature, safety to touch
- No UV or IR emission, mercury FREE



8W GU10 Bulb 641Lumen



Item No.	R09156	R09157
Potencia nominal/Wattage (W)	8	8
Temperatura de color/CCT(K)	3000K	5000K
Flujo luminoso/Luminous Flux(lm)	641	641
Tension nominal/Voltage(V)	AC 220-240V/50Hz	AC 220-240V/50Hz
Regulable/Dimmable	NO	NO
CRI	80	80
Casquillo/Lamp Head	GU10	GU10
Angulo/Beam Angle(deg)	60°	60°
Material	inyeccion de aluminio&PC lente/Die-casting aluminum & PC Lens	inyeccion de aluminio&PC lente/Die-casting aluminum & PC Lens
Dimensiones/Dimensions(mm)	Φ 50x58	Φ 50x58



LED GU10 Bulb



Características

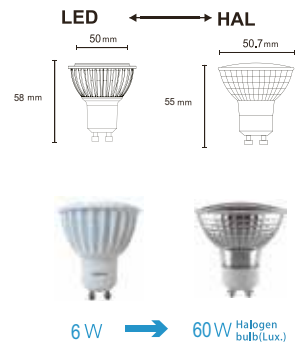
- * Voltaje: AC 220-240V/50Hz
- * 25,000 hrs. vida útil
- * Encendido instantaneo con potencia total
- * Perfecta para reemplazar la lampara halogena de 50W
- * Baja temperatura al tacto
- * Libre de mercurio, Libre de emision UV & IR

Features

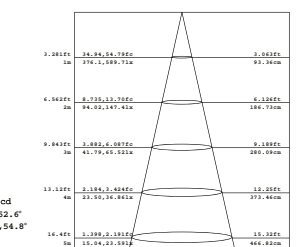
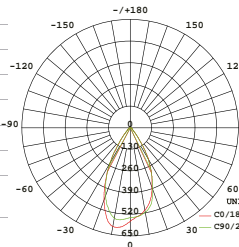
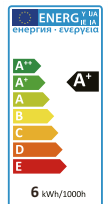
- * Voltage: AC 220-240V/50Hz
- * 25,000hrs long life time
- * Instant start with full bright output flick free
- * Perfect replacement for 50W halogen bulb
- * Low temperature, safety to touch
- * No UV or IR emission, mercury FREE



6W GU10 Bulb 515Lumen



Item No.	R09158	R09159
Potencia nominal/Wattage (W)	6	6
Temperatura de color/CCT(K)	3000K	5000K
Flujo luminoso/Luminous Flux(lm)	484	515
Tension nominal/Voltage(V)	AC 220-240V/50Hz	AC 220-240V/50Hz
Regulable/Dimmable	NO	NO
CRI	80	80
Casquillo/Lamp Head	GU10	GU10
Angulo/Beam Angle(deg)	60°	60°
Material	inyeccion de aluminio&PC lente/Die-casting aluminum & PC Lens	inyeccion de aluminio&PC lente/Die-casting aluminum & PC Lens
Dimensiones/Dimensions(mm)	φ 50x58	φ 50x58



LED GU10 Lamp Decorativa

Características

- * Voltaje: AC220-240V/50Hz
- * 15,000 hrs. vida útil
- * Encendido instantaneo con potencia total
- * Perfecta para reemplazar la lampara incandescente de 50W
- * Baja temperatura al tacto
- * Libre de mercurio, Libre de emision UV&IR

Features

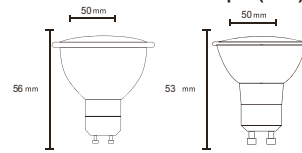
- * Voltage: AC220-240V/50Hz
- * 15,000 hrs long life time
- * Instant start with full bright output flick free
- * Perfect replacement for 50W incandescent bulb
- * Low temperature, safety to touch
- * No UV or IR emission, mercury FREE



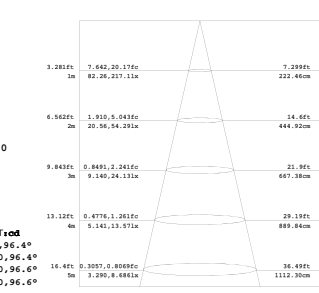
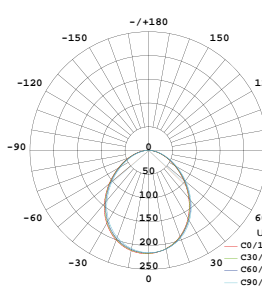
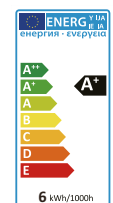
6W GU10 Lamp



LED vs Halogen lamp (Lux.)



	R09196	R09197
Potencia nominal/Wattage (W)	6	6
Temperatura de color/CCT(K)	3000K	5000K
Flujo luminoso/Luminous Flux(lm)	520	540
Tension nominal/Voltage(V)	AC220-240V/50Hz	AC220-240V/50Hz
Regulable/Dimmable	NO	NO
CRI	80	80
Casquillo/Lamp Head	GU10	GU10
Angulo/Beam Angle(deg)	110°	110°
Material	Alluminium / PC Lens	Alluminium / PC Lens
Dimensiones/Dimensions(mm)	φ50*56	φ50*56



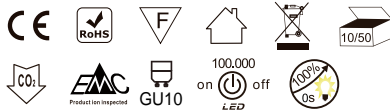
LED GU10 Lamp Decorativa

Características

- * Voltaje: AC220-240V/50Hz
- * 15,000 hrs. vida útil
- * Encendido instantaneo con potencia total
- * Perfecta para reemplazar la lampara incandescente de 40W
- * Baja temperatura al tacto
- * Libre de mercurio, Libre de emision UV&IR

Features

- * Voltage: AC220-240V/50Hz
- * 15,000 hrs long life time
- * Instant start with full bright output flick free
- * Perfect replacement for 40W incandescent bulb
- * Low temperature, safety to touch
- * No UV or IR emission, mercury FREE



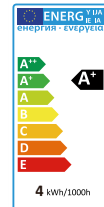
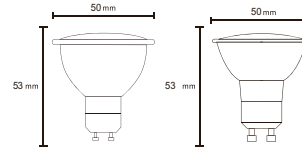
4W GU10 Lamp




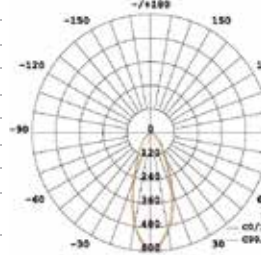
4 W

40 W

LED ↔ Incandescent lamp (Lux.)



	R09194	R09195
Potencia nominal/Wattage (W)	4	4
Temperatura de color/CCT(K)	3000K	5000K
Flujo luminoso/Luminous Flux(lm)	300	300
Tension nominal/Votage(V)	AC220-240V/50Hz	AC220-240V/50Hz
Regulable/Dimmable	NO	NO
CRI	80	80
Casquillo/Lamp Head	GU10	GU10
Angulo/Beam Angle(deg)	110°	110°
Material	estampacion de aluminio&crystal/ Stamping aluminium&glass	estampacion de aluminio&crystal/ Stamping aluminium&glass
Dimensiones/Dimensions(mm)	ø50*53	ø50*53



LED COB GU10 Lamp Decorativa

Características

- * Voltaje: AC220-240V/50Hz
- * 20,000 hrs. vida útil
- * Encendido instantaneo con potencia total
- * Perfecta para reemplazar la lampara incandescente de 50W
- * Baja temperatura al tacto
- * Libre de mercurio, Libre de emision UV&IR

Features

- * Voltage: AC220-240V/50Hz
- * 20,000 hrs long life time
- * Instant start with full bright output flick free
- * Perfect replacement for 50W incandescent bulb
- * Low temperature, safety to touch
- * No UV or IR emission, mercury FREE



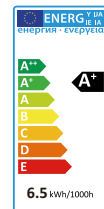
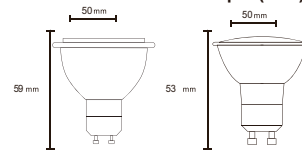
6.5W COB GU10 Lamp



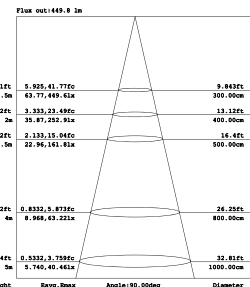
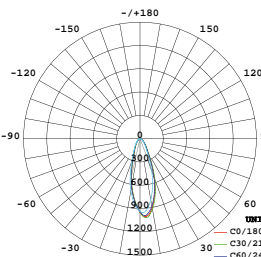
6.5 W

65 W

LED ↔ Halogen lamp (Lux.)



	R09198
Potencia nominal/Wattage (W)	6.5
Temperatura de color/CCT(K)	4000K
Flujo luminoso/Luminous Flux(lm)	550
Tension nominal/Votage(V)	AC220-240V/50Hz
Regulable/Dimmable	NO
CRI	80
Casquillo/Lamp Head	GU10
Angulo/Beam Angle(deg)	60°
Material	estampacion de aluminio&crystal/ Stamping aluminium&glass
Dimensiones/Dimensions(mm)	ø50*59



LED E14 Bulb



Caracteristicas

- * Voltaje: AC 220-240V/50Hz
- * 25,000 hrs. vida util
- * Encendido instantaneo con potencia total
- * Perfecta para reemplazar la lampara incandescente de 40W
- * Baja temperatura al tacto
- * Libre de mercurio, Libre de emision UV & IR

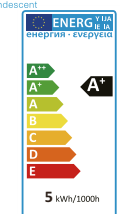
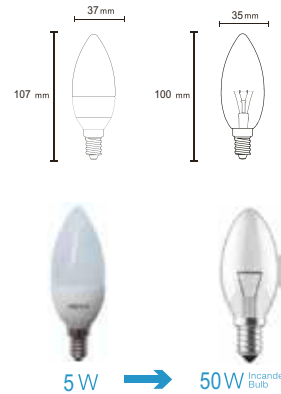
Features

- * Voltage: AC 220-240V/50Hz
- * 25,000hrs long life time
- * Instant start with full bright output flick free
- * Perfect replacement for 40W incandescent bulb
- * Low temperature, safety to touch
- * No UV or IR emission, mercury FREE

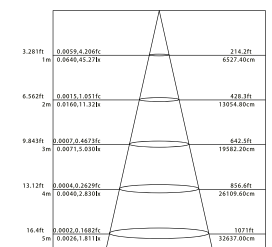
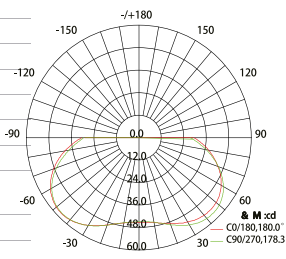


5W E14 Bulb 370Lumen

LED ←→ Incandescent lamp



Item No.	R09112	R09113
Potencia nominal/Wattage (W)	5	5
Temperatura de color/CCT(K)	3000K	5000K
Flujo luminoso/Luminous Flux(lm)	360	370
Tension nominal/Voltage(V)	AC 220-240V/50Hz	AC 220-240V/50Hz
Regulable/Dimmable	NO	NO
CRI	80	80
Casquillo/Lamp Head	E14	E14
Angulo/Beam Angle(deg)	180°	180°
Material	estampacion de aluminio& cristal/Stamp aluminium&glass	estampacion de aluminio& cristal/Stamp aluminium&glass
Dimensiones/Dimensions(mm)	φ 37x107	φ 37x107



LED E14 Bulb



Caracteristicas

- * voltaje: AC 220-240V/50Hz
- * 25,000 hrs. vida util
- * Encendido instantaneo con potencia total
- * Perfecta para reemplazar la lampara incandescente de 50W
- * Baja temperatura al tacto
- * Libre de mercurio, Libre de emision UV & IR

Features

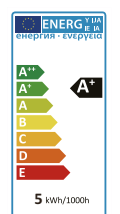
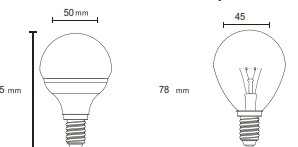
- * Voltage: AC 220-240V/50Hz
- * 25,000hrs long life time
- * Instant start with full bright output flick free
- * Perfect replacement for 50W incandescent bulb
- * Low temperature, safety to touch
- * No UV or IR emission, mercury FREE



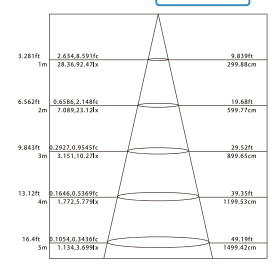
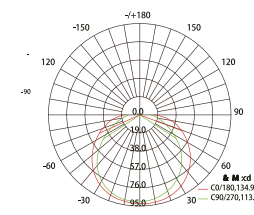
5W E14 Bulb 438Lumen



LED ←→ Incandescent lamp



Item No.	R09110	R09111
Potencia nominal/Wattage (W)	5	5
Temperatura de color/CCT(K)	3000K	5000K
Flujo luminoso/Luminous Flux(lm)	401	438
Tension nominal/Voltage(V)	AC 220-240V/50Hz	AC 220-240V/50Hz
Regulable/Dimmable	NO	NO
CRI	80	80
Casquillo/Lamp Head	E14	E14
Angulo/Beam Angle(deg)	130°	130°
Material	estampacion de aluminio& cristal/Stamp aluminium&glass	estampacion de aluminio& cristal/Stamp aluminium&glass
Dimensiones/Dimensions(mm)	φ 50x85	φ 50x85



LED E14 Bulb Decorativa

Características

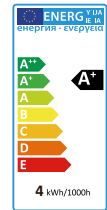
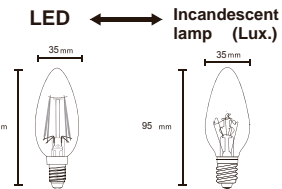
- * Voltaje: AC220-240V/50Hz
- * 15,000 hrs. vida util
- * Encendido instantaneo con potencia total
- * Perfecta para reemplazar la lampara incandescente de 40W
- * Baja temperatura al tacto
- * Libre de mercurio, Libre de emision UV&IR

Features

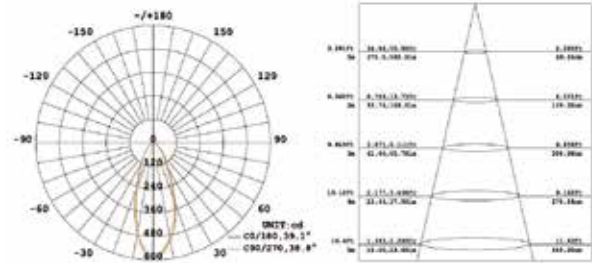
- * Voltage: AC220-240V/50Hz
- * 15,000 hrs long life time
- * Instant start with full bright output flick free
- * Perfect replacement for 40W incandescent bulb
- * Low temperature, safety to touch
- * No UV or IR emission, mercury FREE



4W E14 Bulb 400Lumen



	R09115
Potencia nominal/Wattage (W)	4
Temperatura de color/CCT(K)	2700K
Flujo luminoso/Luminous Flux(lm)	400
Tension nominal/Voltage(V)	AC220-240V/50Hz
Regulable/Dimmable	NO
CRI	80
Casquillo/Lamp Head	E14
Angulo/Beam Angle(deg)	360°
Material	estampacion de aluminio&crystal/ Stamping aluminium&glass
Dimensiones/Dimensions(mm)	ø35*95



LED E14 Bulb Decorativa

Características

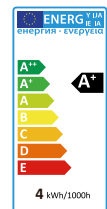
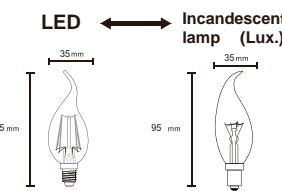
- * Voltaje: AC220-240V/50Hz
- * 15,000 hrs. vida util
- * Encendido instantaneo con potencia total
- * Perfecta para reemplazar la lampara incandescente de 40W
- * Baja temperatura al tacto
- * Libre de mercurio, Libre de emision UV&IR

Features


- * Voltage: AC220-240V/50Hz
- * 15,000 hrs long life time
- * Instant start with full bright output flick free
- * Perfect replacement for 40W incandescent bulb
- * Low temperature, safety to touch
- * No UV or IR emission, mercury FREE



4W E14 Bulb 400Lumen



	R09116
Potencia nominal/Wattage (W)	4
Temperatura de color/CCT(K)	2700K
Flujo luminoso/Luminous Flux(lm)	400
Tension nominal/Voltage(V)	AC220-240V/50Hz
Regulable/Dimmable	NO
CRI	80
Casquillo/Lamp Head	E14
Angulo/Beam Angle(deg)	360°
Material	estampacion de aluminio&crystal/ Stamping aluminium&glass
Dimensiones/Dimensions(mm)	ø35*130



LED E14 Bulb Decorativa

Características

- * Voltaje: AC220-240V/50Hz
- * 15.000 hrs. vida util
- * Encendido instantaneo con potencia total
- * Perfecta para reemplazar la lampara incandescente de 40W
- * Baja temperatura al tacto
- * Libre de mercurio, Libre de emision UV&IR

Features

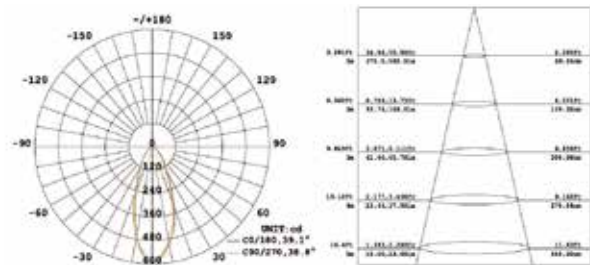
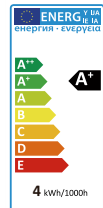
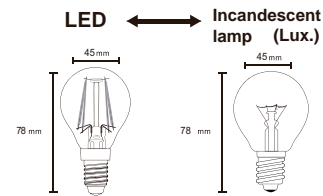
- * Voltage: AC220-240V/50Hz
- * 15,000 hrs long life time
- * Instant start with full bright output flick free
- * Perfect replacement for 40W incandescent bulb
- * Low temperature, safety to touch
- * No UV or IR emission, mercury FREE



R09114	
Potencia nominal/Wattage (W)	4
Temperatura de color/CCT(K)	2700K
Flujo luminoso/Luminous Flux(lm)	400
Tension nominal/Voltage(V)	AC220-240V/50Hz
Regulable/Dimmable	NO
CRI	80
Casquillo/Lamp Head	E14
Angulo/Beam Angle(deg)	360°
Material	estampacion de aluminio&crystal/ Stamping aluminium&glass
Dimensiones/Dimensions(mm)	ø45*78



4W E14 Bulb 400Lumen



LED E14 Bulb Decorativa

Características

- * Voltaje: AC220-240V/50Hz
- * 20,000 hrs. vida util
- * Encendido instantaneo con potencia total
- * Perfecta para reemplazar la lampara incandescente de 55W
- * Baja temperatura al tacto
- * Libre de mercurio, Libre de emision UV&IR

Features

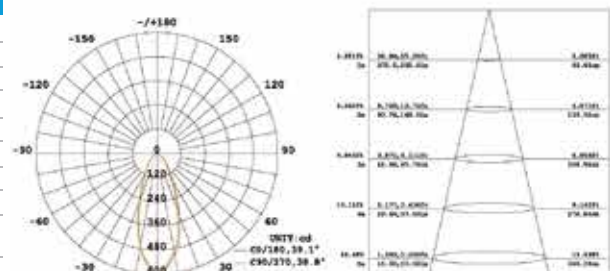
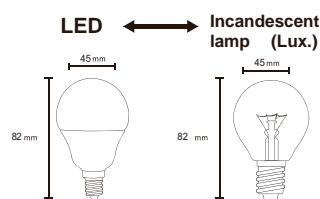
- * Voltage: AC220-240V/50Hz
- * 20,000 hrs long life time
- * Instant start with full bright output flick free
- * Perfect replacement for 55W incandescent bulb
- * Low temperature, safety to touch
- * No UV or IR emission, mercury FREE



	R09117	R09118
Potencia nominal/Wattage (W)	5.5	5.5
Temperatura de color/CCT(K)	3000K	5000K
Flujo luminoso/Luminous Flux(lm)	470	470
Tension nominal/Voltage(V)	AC220-240V/50Hz	AC220-240V/50Hz
Regulable/Dimmable	NO	NO
CRI	80	80
Casquillo/Lamp Head	E14	E14
Angulo/Beam Angle(deg)	140°	140°
Material	estampacion de aluminio&crystal/ Stamping aluminium&glass	estampacion de aluminio&crystal/ Stamping aluminium&glass
Dimensiones/Dimensions(mm)	ø45*82	ø45*82



5.5W E14 Bulb



LED E14 Bulb Decorativa

Características

- * Voltaje: AC220-240V/50Hz
- * 15,000 hrs. vida util
- * Encendido instantaneo con potencia total
- * Perfecta para reemplazar la lampara incandescente de 55W
- * Baja temperatura al tacto
- * Libre de mercurio, Libre de emision UV&IR

Features


- * Voltage: AC220-240V/50Hz
- * 15,000 hrs long life time
- * Instant start with full bright output flick free
- * Perfect replacement for 55W incandescent bulb
- * Low temperature, safety to touch
- * No UV or IR emission, mercury FREE



5.5W E14 Bulb

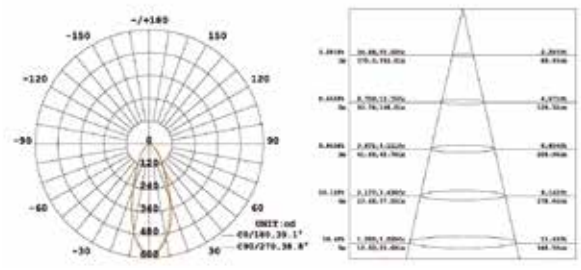
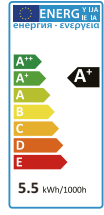


	R09200	R09201
Potencia nominal/Wattage (W)	5.5	5.5
Temperatura de color/CCT(K)	3000K	5000K
Flujo luminoso/Luminous Flux(lm)	470	470
Tension nominal/Voltage(V)	AC220-240V/50Hz	AC220-240V/50Hz
Regulable/Dimmable	NO	NO
CRI	80	80
Casquillo/Lamp Head	E14	E14
Angulo/Beam Angle(deg)	182°	182°
Material	estampacion de aluminio&crystal/ Stamping aluminium&glass	estampacion de aluminio&crystal/ Stamping aluminium&glass
Dimensiones/Dimensions(mm)	ø38*110	ø38*110



5.5 W → 55 W

LED ↔ Incandescent lamp (Lux.)



LED E27 Bulb



Características

- * Voltaje: AC 220-240V/50Hz
- * 25,000 hrs. vida util
- * Encendido instantaneo con potencia total
- * Perfecta para reemplazar la lampara incandescente de 100W
- * Baja temperatura al tacto
- * Libre de mercurio, Libre de emision UV & IR

Features

- * Voltage: AC 220-240V/50Hz
- * 25,000hrs long life time
- * Instant start with full bright output flick free
- * Perfect replacement for 100W incandescent bulb
- * Low temperature, safety to touch
- * No UV or IR emission, mercury FREE



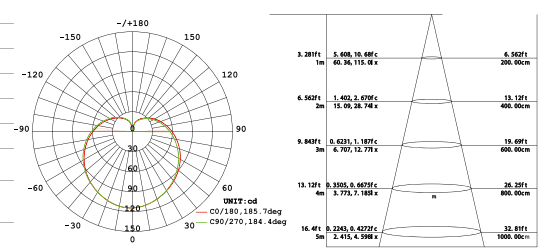
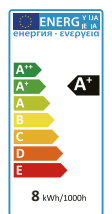
8W E27 Bulb 823Lumen



Item No.	R09174	R09178
Potencia nominal/Wattage (W)	8	8
Temperatura de color/CCT(K)	3000K	5000K
Flujo luminoso/Luminous Flux(lm)	805	823
Tension nominal/Voltage(V)	AC 220-240V/50Hz	AC 220-240V/50Hz
Regulable/Dimmable	NO	NO
CRI	80	80
Casquillo/Lamp Head	E27	E27
Angulo/Beam Angle(deg)	320	320
Material	inyeccion de aluminio&PC lente/Die-casting aluminum & PC Lens	inyeccion de aluminio&PC lente/Die-casting aluminum & PC Lens
Dimensiones/Dimensions(mm)	Φ 60x110	Φ 60x110



8 W → 100 W Incandescent bulb(Lux.)



LED E27 Bulb



Características


- * Voltaje: AC 220-240V/50Hz
- * 25,000 hrs. vida útil
- * Encendido instantaneo con potencia total
- * Perfecta para reemplazar la lampara incandescente de 50W
- * Baja temperatura al tacto
- * Libre de mercurio, Libre de emision UV & IR

Features

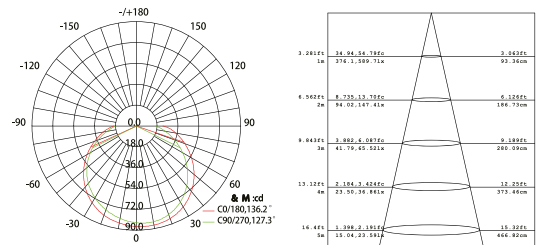
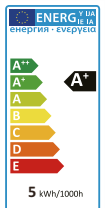
- * Voltage: AC 220-240V/50Hz
- * 25,000hrs long life time
- * Instant start with full bright output flick free
- * Perfect replacement for 50W incandescent bulb
- * Low temperature, safety to touch
- * No UV or IR emission, mercury FREE



5W E27 Bulb 435Lumen



Item No.	R09120	R09121
Potencia nominal/Wattage (W)	5	5
Temperatura de color/CCT(K)	3000K	5000K
Flujo luminoso/Luminous Flux(lm)	413	435
Tension nominal/Voltage(V)	AC 220-240V/50Hz	AC 220-240V/50Hz
Regulable/Dimmable	NO	NO
CRI	80	80
Casquillo/Lamp Head	E27	E27
Angulo/Beam Angle(deg)	130°	130°
Material	estampacion de aluminio& cristal/Stamp aluminium&glass	estampacion de aluminio& cristal/Stamp aluminium&glass
Dimensiones/Dimensions(mm)	φ 50x77	φ 50x77



LED E27 Bulb



Características


- * Voltaje: AC 220-240V/50Hz
- * 25,000 hrs. vida util
- * Encendido instantaneo con potencia total
- * Perfecta para reemplazar la lampara incandescente de 120W
- * Baja temperatura al tacto
- * Libre de mercurio, Libre de emision UV & IR

Features

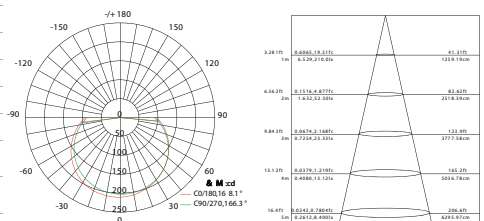
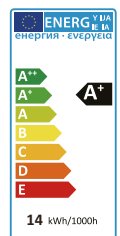
- * Voltage: AC 220-240V/50Hz
- * 25,000hrs long life time
- * Instant start with full bright output flick free
- * Perfect replacement for 120W incandescent bulb
- * Low temperature, safety to touch
- * No UV or IR emission, mercury FREE



14W E27 Bulb 1309Lumen



Item No.	R09122	R09123
Potencia nominal/Wattage (W)	14	14
emperatura de color/CCT(K)	3000K	5000K
Flujo luminoso/Luminous Flux(lm)	1259	1309
ension nominal/ Voltage(V)	AC 220-240V/50Hz	AC 220-240V/50Hz
Regulable/Dimmable	NO	NO
CRI	80	80
Casquillo/Lamp Head	E27	E27
Angulo/Beam	180°	180°
Material	inyeccion de aluminio&cristallente/Die-casting aluminium & Glass Lens	inyeccion de aluminio&cristal lente/Die-casting aluminium & Glass Lens
Dimensiones/Dimensions(mm)	φ95x131	φ95x131



LED E27 Bulb Decorativa

Características

- * Voltaje: AC220-240V/50Hz
- * 15.000 hrs. vida útil
- * Encendido instantaneo con potencia total
- * Perfecta para reemplazar la lampara incandescente de 70W
- * Baja temperatura al tacto
- * Libre de mercurio, Libre de emision UV&IR

Features

- * Voltage: AC220-240V/50Hz
- * 15,000 hrs long life time
- * Instant start with full bright output flick free
- * Perfect replacement for 70W incandescent bulb
- * Low temperature, safety to touch
- * No UV or IR emission, mercury FREE

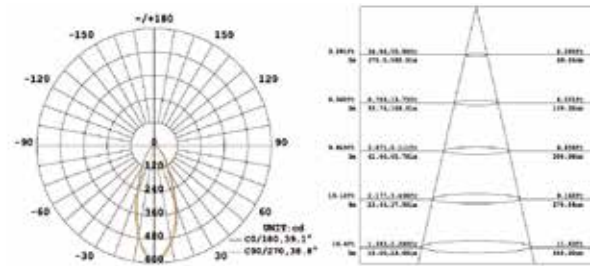
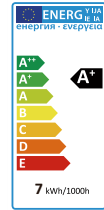
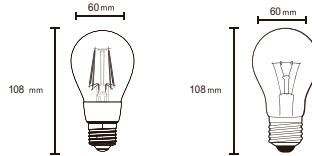


7W E27 Bulb 700Lumen

R09131	
Potencia nominal/Wattage (W)	7
Temperatura de color/CCT(K)	2700K
Flujo luminoso/Luminous Flux(lm)	700
Tension nominal/Voltage(V)	AC220-240V/50Hz
Regulable/Dimmable	NO
CRI	80
Casquillo/Lamp Head	E27
Angulo/Beam Angle(deg)	360°
Material	estampacion de aluminio&crystal/ Stamping aluminium&glass
Dimensiones/Dimensions(mm)	ø60*108



LED ↔ Incandescent lamp (Lux.)



LED E27 Bulb Decorativa

Características

- * Voltaje: AC220-240V/50Hz
- * 15.000 hrs. vida útil
- * Encendido instantaneo con potencia total
- * Perfecta para reemplazar la lampara incandescente de 40W
- * Baja temperatura al tacto
- * Libre de mercurio, Libre de emision UV&IR

Features

- * Voltage: AC220-240V/50Hz
- * 15,000 hrs long life time
- * Instant start with full bright output flick free
- * Perfect replacement for 40W incandescent bulb
- * Low temperature, safety to touch
- * No UV or IR emission, mercury FREE

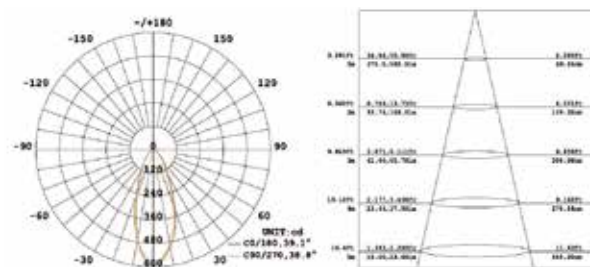
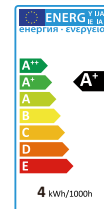
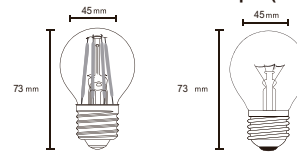


4W E27 Bulb 400Lumen

R09132	
Potencia nominal/Wattage (W)	4
Temperatura de color/CCT(K)	2700K
Flujo luminoso/Luminous Flux(lm)	400
Tension nominal/Voltage(V)	AC220-240V/50Hz
Regulable/Dimmable	NO
CRI	80
Casquillo/Lamp Head	E27
Angulo/Beam Angle(deg)	360°
Material	estampacion de aluminio&crystal/ Stamping aluminium&glass
Dimensiones/Dimensions(mm)	ø45*73



LED ↔ Incandescent lamp (Lux.)



LED E27 Bulb Decorativa

Características

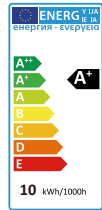
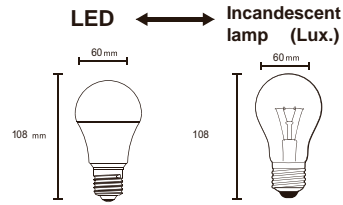

- * Voltaje: AC220-240V/50Hz
- * 15,000 hrs. vida útil
- * Encendido instantaneo con potencia total
- * Perfecta para reemplazar la lampara incandescente de 100W
- * Baja temperatura al tacto
- * Libre de mercurio, Libre de emision UV&IR

Features

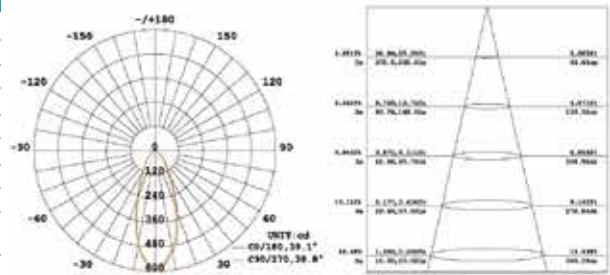
- * Voltage: AC220-240V/50Hz
- * 15,000 hrs long life time
- * Instant start with full bright output flick free
- * Perfect replacement for 100W incandescent bulb
- * Low temperature, safety to touch
- * No UV or IR emission, mercury FREE



10W E27 Bulb



	R09133	R09134
Potencia nominal/Wattage (W)	10	10
Temperatura de color/CCT(K)	3000K	5000K
Flujo luminoso/Luminous Flux(lm)	810	820
Tension nominal/Voltage(V)	AC220-240V/50Hz	AC220-240V/50Hz
Regulable/Dimmable	NO	NO
CRI	80	80
Casquillo/Lamp Head	E27	E27
Angulo/Beam Angle(deg)	320°	320°
Material	estampacion de aluminio&crystal/ Stamping aluminium&glass	estampacion de aluminio&crystal/ Stamping aluminium&glass
Dimensiones/Dimensions(mm)	ø60*108	ø60*108



LED E27 Bulb Decorativa

Características

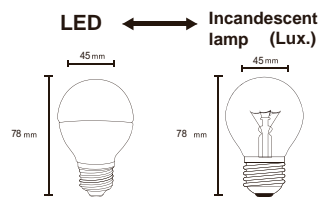
- * Voltaje: AC220-240V/50Hz
- * 20,000 hrs. vida útil
- * Encendido instantaneo con potencia total
- * Perfecta para reemplazar la lampara incandescente de 55W
- * Baja temperatura al tacto
- * Libre de mercurio, Libre de emision UV&IR

Features

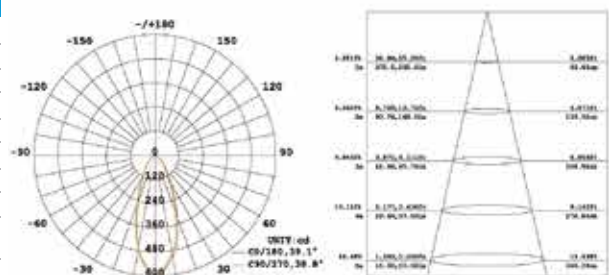
- * Voltage: AC220-240V/50Hz
- * 20,000 hrs long life time
- * Instant start with full bright output flick free
- * Perfect replacement for 55W incandescent bulb
- * Low temperature, safety to touch
- * No UV or IR emission, mercury FREE



5.5W E27 Bulb



	R09135	R09136
Potencia nominal/Wattage (W)	5.5	5.5
Temperatura de color/CCT(K)	3000K	5000K
Flujo luminoso/Luminous Flux(lm)	470	470
Tension nominal/Voltage(V)	AC220-240V/50Hz	AC220-240V/50Hz
Regulable/Dimmable	NO	NO
CRI	80	80
Casquillo/Lamp Head	E27	E27
Angulo/Beam Angle(deg)	140°	140°
Material	estampacion de aluminio&crystal/ Stamping aluminium&glass	estampacion de aluminio&crystal/ Stamping aluminium&glass
Dimensiones/Dimensions(mm)	ø45*78	ø45*78



LED E27 Bulb Series

Características

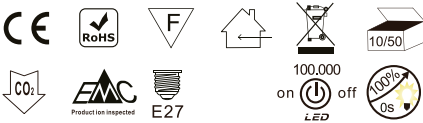
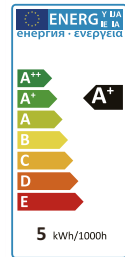
- * Voltaje: AC 220-240V/50Hz
- * 15,000 duracion
- * Encendido instantaneo con potencia total
- * Baja temperatura al tacto
- * Libre de mercurio, Libre de emision UV & IR
- * Con mando a distancia

Features

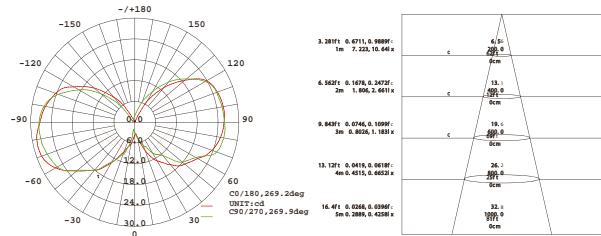
- * Voltage: AC 220-240V/50Hz
- * 15,000hrs long life time
- * Instant start with full bright output flick free
- * Low temperature, safety to touch
- * No UV or IR emission, mercury FREE
- * With remote control



5W E27 Bulb RGB



Item No.	R00140
Wattage(W)	5
CCT(K)	RGB
Voltage(V)	220-240V~
Dimmable	con mando a distancia / with remote control
Lamp Head	E27
Beam Angle(deg)	360°
Material	aluminum & plastic
Dimensions(mm)	Φ 60*127



Vintage ST64 Bulb

Características

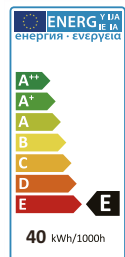
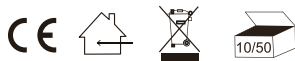
- * Voltaje: AC 220-240V/50Hz
- * 1,000 hrs. vida util
- * Encendido instantaneo con potencia total

Features

- * Voltage: AC 220-240V/50Hz
- * 1,000hrs long life time
- * Instant start with full bright output flick free

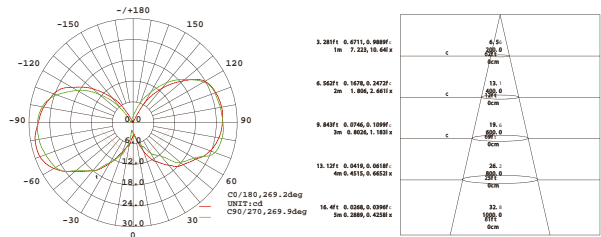


40W ST64 150Lumen



Item No.	R09126
Potencia nominal/Wattage (W)	40
Temperatura de color/CCT(K)	2600K
Flujo luminoso/Luminous Flux(lm)	150
Tension nominal/Voltage(V)	AC 220-240V/50Hz
Regulable/Dimmable	NO
CRI	80
Casquillo/Lamp Head	E27
Angulo/Beam Angle(deg)	360°
Material	estampacion de aluminio&cristal/Stamping aluminium&glass
Dimensiones/Dimensions(mm)	Φ 64x150

Life Time 1000 Hours




Vintage G95 Bulb

Características

- Voltaje: AC 220-240V/50Hz
- 1,000 hrs. vida util
- Encendido instantaneo con potencia total

Features

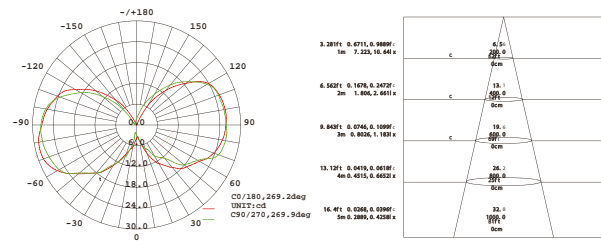
- Voltage: AC 220-240V/50Hz
- 1,000hrs long life time
- Instant start with full bright output flick free



40W G95 150Lumen

Item No.	R09127
Potencia nominal/Wattage (W)	40
Temperatura de color/CCT(K)	2600K
Flujo luminoso/Luminous Flux(lm)	150
Tension nominal/Voltage(V)	AC 220-240V/50Hz
Regulable/Dimmable	NO
CRI	80
Casquillo/Lamp Head	E27
Angulo/Beam Angle(deg)	360°
Material	estampacion de aluminio&crystal/Stamping aluminium&glass
Dimensiones/Dimensions(mm)	∅ 95x130

Life Time 1000 Hours



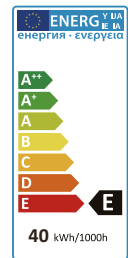
Vintage G125 Bulb

Características

- Voltaje: AC 220-240V/50Hz
- 1,000 hrs. vida util
- Encendido instantaneo con potencia total

Features

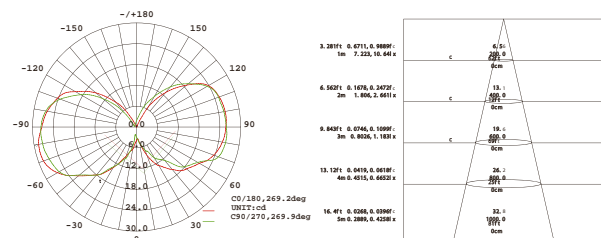
- Voltage: AC 220-240V/50Hz
- 1,000hrs long life time
- Instant start with full bright output flick free



40W G125 150Lumen

Item No.	R09128
Potencia nominal/Wattage (W)	40
Temperatura de color/CCT(K)	2600K
Flujo luminoso/Luminous Flux(lm)	150
Tension nominal/Voltage(V)	AC 220-240V/50Hz
Regulable/Dimmable	NO
CRI	80
Casquillo/Lamp Head	E27
Angulo/Beam Angle(deg)	360°
Material	estampacion de aluminio&crystal/Stamping aluminium&glass
Dimensiones/Dimensions(mm)	∅ 125x130

Life Time 1000 Hours



DATOS TÉCNICOS

TECHNICAL DATA

Ahorrar energía no es solo ayudar a mejorar y proteger el medio ambiente, también ahorrando energía ayudamos a mejorar nuestra economía domestica, ventajas que alcanzan a nuestro bolsillo y que se traducen por sí mismas en una mejor calidad de vida. Así pues, MANTRA, es consciente de aportar producto al mercado de la iluminación con este fin, el de mejorar la eficiencia energética, da un paso más al pretender que sus elementos de iluminación aporten también diseño. Sabedores que hoy por hoy todos los elementos LED existentes en el mercado, si cada vez son más eficientes y potentes, son ante todo antiestéticos en cualquier ubicación en el hogar. Por eso hemos proyectado una línea de trabajo, posiblemente innovadora en todos los mercados, con la meta de “vestir el LED”.

Todos nuestros productos han superado un riguroso control de calidad a lo largo de todo el proceso de fabricación, desde la elección de los materiales hasta el embalaje final. Cumplen todas las normativas vigentes relativas a la seguridad y al respeto del medio ambiente. Colaboramos con laboratorios independientes para controlar y certificar nuestra calidad.

Nuestros productos cumplen las normas de seguridad y electromagnetismo de Europa: EN 60598 y marcado CE.

Así mismo, todos y cada uno de nuestros productos son piezas originales y de diseño propiedad de Global Manufacturing and Trading Company S.L estando todas ellas seriadas y protegidas como tales en el registro de patentes y marcas OAMI (para su mayor información visita la página <https://oami.europa.eu/eSearch/#advanced/designs>

Saving energy not only helps to improve and protect the environment but saving energy is also essential to improve our household economy, advantages which benefit our finances and help to improve the quality of our lifestyle. Hence aware of the importance of supplying such products to the lighting market with this aim, MANTRA also takes one step further to create an attractive design for its lighting elements. As everyone knows all the LED lighting elements available in today's market are increasingly efficient and powerful however they have a very anti-aesthetic image when installed inside the home. Accordingly, we have designed a new product line, possibly the most innovative in all markets with the goal of “dress the LED”.

All our products have passed strict quality control checks throughout the production process. From the choice of materials to the final package. They also comply with all the applicable regulations concerning safety and respect to the environment. We collaborate with independent laboratories in order to control and certify our quality.

Our products are conformity with the set safety and electromagnetism appropriate standards of Europe: EN 60598 and CE marked.

All of our products are original pieces and the property of Global Manufacturing and Trading Company S.L all products are registered designs and protected internationally by registration of design. Intellectual property rights. Copyright protection and patents. For further information <https://oami.europa.eu/eSearch/#advanced/designs>

CONTACTO CONTACT

DESIGN&ART DIRECTOR

Hugo Tejada

PHOTOGRAPHY

Jose de Les Woltes

THANKS TO

Jose I. Ballester

Kike Sebastian

Vicente Moya

FONTYPE

Eurostile

PAPER

Creator Star de 300 gr.

Creator Star de 115 gr.

MADE AND PRINTED

Temps Impresores

mAntra

Polígono Industrial los Vientos
Calle Aliso, parcela nº4
46119, Náquera, Valencia,
SPAIN

Ph. +34 96 160 99 50

F +34 96 160 99 48

mantra@mantraco.org

www.mantrailuminación.com



BE THE FISRT TO KNOW

Facebook · Twitter · Instagram · Pinterest · Youtube · LinkedIn

BE THE FIRST TO KNOW

Facebook

Twitter

Instagram

Pinterest

Youtube

LinkedIn

mAntra

Polígono Industrial los Vientos
Calle Aliso, parcela nº4
46119, Náquera, Valencia, SPAIN
Ph +34 96 160 99 50
F +34 96 160 99 48
mantra@mantraco.org
www.mantrailuminacion.com

